

The IDC Engineers

Pocket Guide

First Edition – Volume 5

Formulas and Conversions



Technology Training that Works

Published by IDC Technologies,
982 Wellington Street
WEST PERTH WA 6005
WESTERN AUSTRALIA
Copyright 1994, 1995, 1996, 1997, 1998, 1999, 2000, 2001, 2002, 2003, 2004

IDC Technologies
A.B.N. 003 263 189
ISBN 1 875955 09 7
US English. First Edition.

All rights to this publication are reserved. No part of this publication may be copied, reproduced, transmitted or stored in any form or by any means (including electronic, mechanical, photocopying, recording or otherwise) without prior written permission from IDC Technologies Pty Ltd.

Trademarks

All terms noted in this publication that are believed to be registered trademarks or trademarks are listed below:

- PC-DOS, IBM, IBM PC/XT, IBM PC/AT and IBM PS/2 are registered trademarks of International Business Machines Corporation.
- Microsoft, MS-DOS and Windows are registered trademarks of Microsoft Corporation.
- Intel is a registered trademark of the Intel Corporation

Disclaimer

Whilst all reasonable care has been taken to ensure that the description, opinions, listings and diagrams are accurate and workable, IDC Technologies does not accept any legal responsibility or liability to any person, organization or other entity for any direct loss, consequential loss or damage, however caused, that may be suffered as a result of the use of this publication.

If you want further information or advice please contact our Engineering Division at tech@idc-online.com for further support. We would be delighted to assist you.

A Message from IDC Technologies Technical Director, Steve Mackay



Dear Colleague,

Welcome to our latest engineering pocket guide focusing on engineering formulae and conversions.

We have been providing practical training for over 12 years throughout the USA, Canada, United Kingdom, Ireland, Australia, Singapore, South Africa and New Zealand. Although we are one of the largest providers of this sort of training and have trained a remarkable 120,000 engineers and technicians in the past few years alone, we are not content with resting on our laurels and continue to achieve an amazing 99.8% satisfaction rating in which delegates indicated the course was "good", "very good" or "excellent". We want the course that you attend to be an outstanding, motivating experience where you walk away and say – "that was truly a great course with a brilliant instructor and we will derive enormous benefit from it".

Our workshops are not academic but are rather designed to immediately provide you with the practical skills which will contribute to your productivity and your company's success. Our courses are vendor independent, free of bias and targeted solely at improving your productivity.

We have a remarkable group of instructors whom we believe are among the best in the industry. Of greatest benefit is that they have real and relevant practical experience in both industry and training.

Our policy is to continually re-examine and develop new training programs, update and improve them. Our aim is to anticipate the shifting and often complex technological changes facing everyone in engineering and business and to provide courses of the absolutely highest standards – helping you to improve your productivity.

We put tremendous efforts into our documentation with award winning manuals which are well researched, practical and down to earth in support of the course; so much so that many delegates have remarked that the manual itself justifies the course fees.

I would urge you to consider our courses and call us if you have any queries about them. We would be glad to explain in more detail what the courses entail and can even arrange for our instructors to give you a call to talk through the course contents with you and how it will benefit yourselves.

Finally, thank you for being such tremendously supportive clients.

We are blessed with having such brilliant people attending our courses who are enthusiastic about improving themselves and benefiting their companies with new insights and methods of improving their productivity. Your continual feedback is invaluable in making our courses even more appropriate for today's fast moving technology challenges.

We want to be your career partner for life – to ensure that your work is both satisfying and productive and we will do whatever it takes to achieve this.

Yours sincerely

Steve Mackay

(C P Eng, BSEE, B.Sc(Hons), MBA)
Technical Director

P.S. Don't forget our no-risk guarantee on all our products – we give you a 100% guarantee of satisfaction or your money back.

Other books in this series

Volume 1 – INSTRUMENTATION

Automation using PLCs, SCADA and Telemetry, Process Control and Data Acquisition

Volume 2 – COMMUNICATIONS

Data Communications, Industrial Networking, TCP/IP and Fiber Optics

Volume 3 – ELECTRICAL

Power Quality, Power Systems Protection and Substation Automation

Volume 4 – ELECTRONICS

Personal Computers, Digital Signal Processing and Analog/Digital Conversions

Table of Contents

Chapter 1

Definition and Abbreviations for Physical Quantities	1
--	---

Chapter 2

Units of Physical Quantities	3
------------------------------------	---

Chapter 3

System of Units	23
-----------------------	----

Chapter 4

General Mathematical Formulae.....	27
4.1 Algebra.....	27
4.2 Geometry	29
4.3 Trigonometry	39
4.4 Logarithm	40
4.5 Exponents	42
4.6 Complex Numbers	42

Chapter 5

Engineering Concepts and Formulae	44
5.1 Electricity.....	44
5.2 Applied Mechanics	57
5.2.1 Newton's laws of motion	57
5.2.2 Linear Velocity And Acceleration	60
5.2.3 Force.....	61
5.2.4 Centripetal (Centrifugal) Force.....	62
5.2.5 Stress, Strain And Modulus Of Elasticity.....	64
5.3 Thermodynamics.....	64
5.3.1 Laws of Thermodynamics	64
5.3.2 Momentum.....	65
5.3.3 Impulse	65
5.3.4 Elastic and Inelastic collision	65
5.3.5 Center of Mass	65
5.3.6 Angular Motion.....	65

5.3.7 Conditions of Equilibrium	65
5.3.8 Gravity	66
5.3.9 Vibrations & Waves	66
5.3.10 Standing Waves.....	66
5.3.11 Beats.....	66
5.3.12 Temperature and Heat.....	67
5.3.13 Ideal Gases.....	67
5.3.14 Elastic Deformation.....	68
5.3.15 Temperature Scales	68
5.3.16 Sensible Heat Equation	68
5.3.17 Latent Heat	68
5.3.18 Gas Laws.....	68
5.3.19 Specific Heats Of Gases.....	69
5.3.20 Efficiency of Heat Engines.....	70
5.3.21 Heat Transfer by Conduction	71
5.3.22 Thermal Expansion of Solids	72
5.3.23 Chemical Heating Value of a Fuel	72
5.4 Fluid Mechanics	77
5.4.1 Discharge from an Orifice	77
5.4.2 Bernoulli's Theory	78
5.4.3 Actual pipe dimensions.....	78

Chapter 6

References.....	80
6.1 Periodic Table of Elements	80
6.2 Resistor Color Coding	81

Chapter 1

Definition and Abbreviations for Physical Quantities

Symbol	Unit	Quantity
m	meter	Length
kg	kilogram	Mass
s	second	Time
A	ampere	Electric current
K	kelvin	Thermodynamic temp
cd	candela	Luminous intensity

Quantity	Unit	Symbol	Equivalent
Plane angle	radian	rad	-
Force	newton	N	kg · m/s ²
Work, energy	heat	joule	J·N·m
Power	watt	W	J/s
Frequency	hertz	Hz	s ⁻¹
Viscosity: kinematic	-	m ² /s	10 c St (Centistoke)
Viscosity: Dynamic	-	Ns/m ²	10 ³ cP (Centipoise)
Pressure	-	Pa or N/m ²	pascal, Pa

Symbol	Prefix	Factor by which unit is multiplied
T	Tera	10 ¹²
G	Giga	10 ⁹
M	Mega	10 ⁶

Symbol	Prefix	Factor by which unit is multiplied
k	Kilo	10 ³
h	Hecto	10 ²
da	Deca	10
d	Deci	10 ⁻¹
c	Centi	10 ⁻²
m	Milli	10 ⁻³
μ	Micro	10 ⁻⁶
n	Nano	10 ⁻⁹
p	Pico	10 ⁻¹²

Quantity	Electrical unit	Symbol	Derived unit
Potential	Volt	V	W/A
Resistance	Ohm	Ω	V/A
Charge	Coulomb	C	A·s
Capacitance	Farad	F	A·s/V
Electric field strength	-	V/m	-
Electric flux density	-	C/m ²	-

Quantity	Magnetic unit	Symbol	Derived unit
Magnetic flux	Weber	Wb	V·s = N·m/A
Inductance	Henry	H	V·s/A = N·m/A ²
Magnetic field strength	-	A/m	-
Magnetic flux density	Tesla	T	Wb/m ² = (N)/(Am)

Chapter 2

Units of Physical Quantities

Conversion Factors (general):
1 acre = 43,560 square feet
1 cubic foot = 7.5 gallons
1 foot = 0.305 meters
1 gallon = 3.79 liters
1 gallon = 8.34 pounds
1 grain per gallon = 17.1 mg/L
1 horsepower = 0.746 kilowatts
1 million gallons per day = 694 gallons per minute
1 pound = 0.454 kilograms
1 pound per square inch = 2.31 feet of water
Degrees Celsius = (Degrees Fahrenheit - 32) (5/9)
Degrees Fahrenheit = (Degrees Celsius) (9/5) + 32
1% = 10,000 mg/L

Name	To convert from	To	Multiply by	Divide by
Acceleration	ft/sec ²	m/s ²	0.3048	3.2810
Area	acre	m ²	4047	2.471E-04
Area	ft ²	m ²	9.294E-02	10.7600
Area	hectare	m ²	1.000E+04	1.000E-04
Area	in ²	m ²	6.452E-04	1550
Density	g/cm ³	kg/m ³	1000	1.000E-03
Density	lbm/ft ³	kg/m ³	16.02	6.243E-02
Density	lbm/in ³	kg/m ³	2.767E+04	3.614E-05

Name	To convert from	To	Multiply by	Divide by
Density	lb·s ² /in ⁴	kg/m ³	1.069E+07	9.357E-08
Density	slug/ft ³	kg/m ³	515.40	1.940E-03
Energy	BTU	J	1055	9.478E-04
Energy	cal	J	4.1859	0.2389
Energy	erg	J	1.000E-07	1.000E+07
Energy	eV	J	1.602E-19	6.242E+18
Energy	Ft·lbf	J	1.3557	0.7376
Energy	kiloton TNT	J	4.187E+12	2.388E-13
Energy	KW·hr	J	3.600E+06	2.778E-07
Energy	Megaton TNT	J	4.187E+15	2.388E-16
Force	Dyne	N	1.000E-05	1.000E+05
Force	Lbf	N	4.4484	0.2248
Force	Ozf	N	0.2780	3.5968
Heat capacity	BTU/lbm·°F	J/kg·°C	4188	2.388E-04
Heat transfer coefficient	BTU/hr·ft ² ·°F	W/m ² ·°C	5.6786	0.1761
Length	AU	m	1.496E+11	6.685E-12
Length	ft	m	0.3048	3.2810
Length	in	m	2.540E-02	39.3700
Length	mile	m	1609	6.214E-04
Length	Nautical mile	m	1853	5.397E-04
Length	parsec	m	3.085E+16	3.241E-17
Mass	amu	kg	1.661E-27	6.022E+26
Mass	lbm	kg	0.4535	2.2050
Mass	lb·s ² /in	kg	1200.00	5.711E-03
Mass	slug	kg	14.59	6.853E-02
Mass flow rate	lbm/hr	kg/s	1.260E-04	7937

Formulas and Conversions

Name	To convert from	To	Multiply by	Divide by
Mass flow rate	lbm/sec	kg/s	0.4535	2.2050
Moment of inertia	ft·lb·s ²	kg·m ²	1.3557	0.7376
Moment of inertia	in·lb·s ²	kg·m ²	0.1130	8.8510
Moment of inertia	oz·in·s ²	kg·m ²	7.062E-03	141.60
Power	BTU/hr	W	0.2931	3.4120
Power	hp	W	745.71	1.341E-03
Power	tons of refrigeration	W	3516	2.844E-04
Pressure	bar	Pa	1.000E+05	1.000E-05
Pressure	dyne/cm ²	Pa	0.1000	10.0000
Pressure	in. mercury	Pa	3377	2.961E-04
Pressure	in. water	Pa	248.82	4.019E-03
Pressure	kgf/cm ²	Pa	9.807E+04	1.020E-05
Pressure	lbf/ft ²	Pa	47.89	2.088E-02
Pressure	lbf/in ²	Pa	6897	1.450E-04
Pressure	mbar	Pa	100.00	1.000E-02
Pressure	microns mercury	Pa	0.1333	7.501
Pressure	mm mercury	Pa	133.3	7.501E-03
Pressure	std atm	Pa	1.013E+05	9.869E-06
Specific heat	BTU/lbm·°F	J/kg·°C	4186	2.389E-04
Specific heat	cal/g·°C	J/kg·°C	4186	2.389E-04
Temperature	°F	°C	0.5556	1.8000
Thermal conductivity	BTU/hr·ft·°F	W/m·°C	1.7307	0.5778
Thermal conductivity	BTU·in/hr·ft ² ·°F	W/m·°C	0.1442	6.9340
Thermal conductivity	cal/cm·s·°C	W/m·°C	418.60	2.389E-03
Thermal conductivity	cal/ft·hr·°F	W/m·°C	6.867E-03	145.62
Time	day	S	8.640E+04	1.157E-05

Formulas and Conversions

Name	To convert from	To	Multiply by	Divide by
Time	sidereal year	S	3.156E+07	3.169E-08
Torque	ft·lbf	N·m	1.3557	0.7376
Torque	in·lbf	N·m	0.1130	8.8504
Torque	in·ozf	N·m	7.062E-03	141.61
Velocity	ft/min	m/s	5.079E-03	196.90
Velocity	ft/s	m/s	0.3048	3.2810
Velocity	Km/hr	m/s	0.2778	3.6000
Velocity	miles/hr	m/s	0.4470	2.2370
Viscosity – absolute	centipose	N·s/m ²	1.000E-03	1000
Viscosity – absolute	g/cm·s	N·s/m ²	0.1000	10
Viscosity – absolute	lbf/ft ² ·s	N·s/m ²	47.87	2.089E-02
Viscosity – absolute	lbm/ft·s	N·s/m ²	1.4881	0.6720
Viscosity – kinematic	centistoke	m ² /s	1.000E-06	1.000E+06
Viscosity – kinematic	ft ² /sec	m ² /s	9.294E-02	10.7600
Volume	ft ³	m ³	2.831E-02	35.3200
Volume	in ³	m ³	1.639E-05	6.102E+04
Volume	Liters	m ³	1.000E-03	1000
Volume	U.S. gallons	m ³	3.785E-03	264.20
Volume flow rate	ft ³ /min	m ³ /s	4.719E-04	2119
Volume flow rate	U.S. gallons/min	m ³ /s	6.309E-05	1.585E+04

A. DISTANCE (Length)

Conversions

Multiply	By	To obtain
LENGTH		
Centimeter	0.03280840	foot
Centimeter	0.3937008	inch

Formulas and Conversions

Multiply	By	To obtain
Fathom	1.8288*	meter(m)
Foot	0.3048*	meter(m)
Foot	30.48*	centimeter(cm)
Foot	304.8*	millimeter(mm)
Inch	0.0254*	meter(m)
Inch	2.54*	centimeter(cm)
Inch	25.4*	millimeter(mm)
Kilometer	0.6213712	mile(USstatute)
Meter	39.37008	Inch
Meter	0.54680066	Fathom
Meter	3.280840	Foot
Meter	0.1988388	Rod
Meter	1.093613	Yard
Meter	0.0006213712	mile(USstatute)
Microinch	0.0254*	micrometer(micron)(μm)
micrometer(micron)	39.37008	Microinch
mile(USstatute)	1,609.344*	meter(m)
mile(USstatute)	1.609344*	kilometer(km)
millimeter	0.003280840	Foot
millimeter	0.0397008	Inch
Rod	5.0292*	meter(m)
Yard	0.9144*	meter(m)

To Convert	To	Multiply By
Cables	Fathoms	120
Cables	Meters	219.456
Cables	Yards	240

Formulas and Conversions

To Convert	To	Multiply By
Centimeters	Meters	0.01
Centimeters	Yards	0.01093613
Centimeters	Feet	0.0328084
Centimeters	Inches	0.3937008
Chains, (Surveyor's)	Rods	4
Chains, (Surveyor's)	Meters	20.1168
Chains, (Surveyor's)	Feet	66
Fathoms	Meters	1.8288
Fathoms	Feet	6
Feet	Statute Miles	0.00018939
Feet	Kilometers	0.0003048
Feet	Meters	0.3048
Feet	Yards	0.3333333
Feet	Inches	12
Feet	Centimeters	30.48
Furlongs	Statute Miles	0.125
Furlongs	Meters	201.168
Furlongs	Yards	220
Furlongs	Feet	660
Furlongs	Inches	7920
Hands (Height Of Horse)	Inches	4
Hands (Height Of Horse)	Centimeters	10.16
Inches	Meters	0.0254
Inches	Yards	0.02777778
Inches	Feet	0.08333333
Inches	Centimeters	2.54
Inches	Millimeters	25.4

Formulas and Conversions

To Convert	To	Multiply By
Kilometers	Statute Miles	0.621371192
Kilometers	Meters	1000
Leagues, Nautical	Nautical Miles	3
Leagues, Nautical	Kilometers	5.556
Leagues, Statute	Statute Miles	3
Leagues, Statute	Kilometers	4.828032
Links, (Surveyor's)	Chains	0.01
Links, (Surveyor's)	Inches	7.92
Links, (Surveyor's)	Centimeters	20.1168
Meters	Statute Miles	0.000621371
Meters	Kilometers	0.001
Meters	Yards	1.093613298
Meters	Feet	3.280839895
Meters	Inches	39.370079
Meters	Centimeters	100
Meters	Millimeters	1000
Microns	Meters	0.000001
Microns	Inches	0.0000394
Miles, Nautical	Statute Miles	1.1507794
Miles, Nautical	Kilometers	1.852
Miles, Statute	Kilometers	1.609344
Miles, Statute	Furlongs	8
Miles, Statute	Rods	320
Miles, Statute	Meters	1609.344
Miles, Statute	Yards	1760
Miles, Statute	Feet	5280
Miles, Statute	Inches	63360

Formulas and Conversions

To Convert	To	Multiply By
Miles, Statute	Centimeters	160934.4
Millimeters	Inches	0.039370079
Mils	Inches	0.001
Mils	Millimeters	0.0254
Paces (US)	Inches	30
Paces (US)	Centimeters	76.2
Points (Typographical)	Inches	0.013837
Points (Typographical)	Millimeters	0.3514598
Rods	Meters	5.0292
Rods	Yards	5.5
Rods	Feet	16.5
Spans	Inches	9
Spans	Centimeters	22.86
Yards	Miles	0.00056818
Yards	Meters	0.9144
Yards	Feet	3
Yards	Inches	36
Yards	Centimeters	91.44

Conversion	
Length	
1 ft = 12 in	1 yd = 3 ft
1 cm = 0.3937 in	1 in = 2.5400 cm
1 m = 3.281 ft	1 ft = 0.3048 m
1 m = 1.0936 yd	1 yd = 0.9144 m
1 km = 0.6214 mile	1 mile = 1.6093 km
1 furlong = 40 rods	1 fathom = 6 ft

Formulas and Conversions

Conversion	
1 statute mile = 8 furlongs	1 rod = 5.5 yd
1 statute mile = 5280 ft	1 in = 100 mils
1 nautical mile = 6076 ft	1 light year = 9.461×10^{15} m
1 league = 3 miles	1 mil = 2.540×10^{-5} m
Area	
1 ft ² = 144 in ²	1 acre = 160 rod ²
1 yd ² = 9 ft ²	1 acre = 43,560 ft ²
1 rod ² = 30.25 yd ²	1 mile ² = 640 acres
1 cm ² = 0.1550 in ²	1 in ² = 6.4516 cm ²
1 m ² = 10.764 ft ²	1 ft ² = 0.0929 m ²
1 km ² = 0.3861 mile ²	1 mile ² = 2.590 km ²
Volume	
1 cm ³ = 0.06102 in ³	1 in ³ = 16.387 cm ³
1 m ³ = 35.31 ft ³	1 ft ³ = 0.02832 m ³
1 Litre = 61.024 in ³	1 in ³ = 0.0164 litre
1 Litre = 0.0353 ft ³	1 ft ³ = 28.32 litres
1 Litre = 0.2642 gal. (U.S.)	1 yd ³ = 0.7646 m ³
1 Litre = 0.0284 bu (U.S.)	1 gallon (US) = 3.785 litres
1 Litre = 1000.000 cm ³	1 gallon (US) = 3.785×10^{-3} m ³
1 Litre = 1.0567 qt. (liquid) or 0.9081 qt. (dry)	1 bushel (US) = 35.24 litres
1 oz (US fluid) = 2.957×10^{-5} m ³	1 stere = 1 m ³
Liquid Volume	
1 gill = 4 fluid ounces	1 barrel = 31.5 gallons
1 pint = 4 gills	1 hogshead = 2 bbl (63 gal)
1 quart = 2 pints	1 tun = 252 gallons
1 gallon = 4 quarts	1 barrel (petroleum) = 42 gallons

Formulas and Conversions

Conversion	
Dry Volume	
1 quart = 2 pints	1 quart = 67.2 in ³
1 peck = 8 quarts	1 peck = 537.6 in ³
1 bushel = 4 pecks	1 bushel = 2150.5 in ³

B. Area
Conversions

Multiply	By	To obtain
AREA		
acre	4,046.856	meter ² (m ²)
acre	0.4046856	hectare
centimeter ²	0.1550003	inch ²
centimeter ²	0.001076391	foot ²
foot ²	0.09290304	meter ² (m ²)
foot ²	929.0304 ²	centimeter ² (cm ²)
foot ²	92,903.04	millimeter ² (mm ²)
hectare	2.471054	acre
inch ²	645.16 ⁺	millimeter ² (mm ²)
inch ²	6.4516	centimeter ² (cm ²)
inch ²	0.00064516	meter ² (m ²)
meter ²	1,550.003	inch ²
meter ²	10.763910	foot ²
meter ²	1.195990	yard ²
meter ²	0.0002471054	acre
millimeter ²	0.0001076391	foot ²
millimeter ²	0.001550003	inch ²
yard ²	0.8361274	meter ² (m ²)

Formulas and Conversions

C. Volume

Conversions

Metric Conversion Factors: Volume (including Capacity)

Multiply	By	To obtain
VOLUME (including CAPACITY)		
centimeter ³	0.06102376	inch ³
foot ³	0.028311685	meter ³ (m ³)
foot ³	28.31685	liter
gallon (UK liquid)	0.004546092	meter ³ (m ³)
gallon (UK liquid)	4.546092	litre
gallon (US liquid)	0.003785412	meter ³ (m ³)
gallon (US liquid)	3.785412	liter
inch ³	16,387.06	millimeter ³ (mm ³)
inch ³	16.38706	centimeter ³ (cm ³)
inch ³	0.00001638706	meter ³ (m ³)
Liter	0.001 [*]	meter ³ (m ³)
Liter	0.2199692	gallon (UK liquid)
Liter	0.2641720	gallon (US liquid)
Liter	0.03531466	foot ³
meter ³	219.9692	gallon (UK liquid)
meter ³	264.1720	gallon (US liquid)
meter ³	35.31466	foot ³
meter ³	1.307951	yard ³
meter ³	1000. [*]	liter
meter ³	61,023.76	inch ³
millimeter ³	0.00006102376	inch ³
Yard ³	0.7645549	meter ³ (m ³)

D. Mass and Weight

Conversions

Formulas and Conversions

To Convert	To	Multiply By
Carat	Milligrams	200
Drams, Avoirdupois	Avoirdupois Ounces	0.06255
Drams, Avoirdupois	Grams	1.7718452
Drams, Avoirdupois	Grains	27.344
Drams, Troy	Troy Ounces	0.125
Drams, Troy	Scruples	3
Drams, Troy	Grams	3.8879346
Drams, Troy	Grains	60
Grains	Kilograms	6.47989E-05
Grains	Avoirdupois Pounds	0.00014286
Grains	Troy Pounds	0.00017361
Grains	Troy Ounces	0.00208333
Grains	Avoirdupois Ounces	0.00228571
Grains	Troy Drams	0.0166
Grains	Avoirdupois Drams	0.03657143
Grains	Pennyweights	0.042
Grains	Scruples	0.05
Grains	Grams	0.06479891
Grains	Milligrams	64.79891
Grams	Kilograms	0.001
Grams	Avoirdupois Pounds	0.002204623
Grams	Troy Pounds	0.00267923
Grams	Troy Ounces	0.032150747
Grams	Avoirdupois Ounces	0.035273961
Grams	Avoirdupois Drams	0.56438339
Grams	Grains	15.432361

Formulas and Conversions

To Convert	To	Multiply By
Grams	Milligrams	1000
Hundredweights, Long	Long Tons	0.05
Hundredweights, Long	Metric Tons	0.050802345
Hundredweights, Long	Short Tons	0.056
Hundredweights, Long	Kilograms	50.802345
Hundredweights, Long	Avoirdupois Pounds	112
Hundredweights, Short	Long Tons	0.04464286
Hundredweights, Short	Metric Tons	0.045359237
Hundredweights, Short	Short Tons	0.05
Hundredweights, Short	Kilograms	45.359237
Hundredweights, Short	Avoirdupois Pounds	100
Kilograms	Long Tons	0.0009842
Kilograms	Metric Tons	0.001
Kilograms	Short Tons	0.00110231
Kilograms	Short Hundredweights	0.02204623
Kilograms	Avoirdupois Pounds	2.204622622
Kilograms	Troy Pounds	2.679229
Kilograms	Troy Ounces	32.15075
Kilograms	Avoirdupois Ounces	35.273962
Kilograms	Avoirdupois Drams	564.3834
Kilograms	Grams	1000
Kilograms	Grains	15432.36
Milligrams	Grains	0.015432358
Ounces, Avoirdupois	Kilograms	0.028349523
Ounces, Avoirdupois	Avoirdupois Pounds	0.0625
Ounces, Avoirdupois	Troy Pounds	0.07595486
Ounces, Avoirdupois	Troy Ounces	0.9114583

Formulas and Conversions

To Convert	To	Multiply By
Ounces, Avoirdupois	Avoirdupois Drams	16
Ounces, Avoirdupois	Grams	28.34952313
Ounces, Avoirdupois	Grains	437.5
Ounces, Troy	Avoirdupois Pounds	0.06857143
Ounces, Troy	Troy Pounds	0.0833333
Ounces, Troy	Avoirdupois Ounces	1.097143
Ounces, Troy	Troy Drams	8
Ounces, Troy	Avoirdupois Drams	17.55429
Ounces, Troy	Pennyweights	20
Ounces, Troy	Grams	31.1034768
Ounces, Troy	Grains	480
Pennyweights	Troy Ounces	0.05
Pennyweights	Grams	1.55517384
Pennyweights	Grains	24
Pounds, Avoirdupois	Long Tons	0.000446429
Pounds, Avoirdupois	Metric Tons	0.000453592
Pounds, Avoirdupois	Short Tons	0.0005
Pounds, Avoirdupois	Quintals	0.00453592
Pounds, Avoirdupois	Kilograms	0.45359237
Pounds, Avoirdupois	Troy Pounds	1.215278
Pounds, Avoirdupois	Troy Ounces	14.58333
Pounds, Avoirdupois	Avoirdupois Ounces	16
Pounds, Avoirdupois	Avoirdupois Drams	256
Pounds, Avoirdupois	Grams	453.59237
Pounds, Avoirdupois	Grains	7000
Pounds, Troy	Kilograms	0.373241722
Pounds, Troy	Avoirdupois Pounds	0.8228571

Formulas and Conversions

To Convert	To	Multiply By
Pounds, Troy	Troy Ounces	12
Pounds, Troy	Avoirdupois Ounces	13.16571
Pounds, Troy	Avoirdupois Drams	210.6514
Pounds, Troy	Pennyweights	240
Pounds, Troy	Grams	373.2417216
Pounds, Troy	Grains	5760
Quintals	Metric Tons	0.1
Quintals	Kilograms	100
Quintals	Avoirdupois Pounds	220.46226
Scruples	Troy Drams	0.333
Scruples	Grams	1.2959782
Scruples	Grains	20
Tons, Long (Deadweight)	Metric Tons	1.016046909
Tons, Long (Deadweight)	Short Tons	1.12
Tons, Long (Deadweight)	Long Hundredweights	20
Tons, Long (Deadweight)	Short Hundredweights	22.4
Tons, Long (Deadweight)	Kilograms	1016.04691
Tons, Long (Deadweight)	Avoirdupois Pounds	2240
Tons, Long (Deadweight)	Avoirdupois Ounces	35840
Tons, Metric	Long Tons	0.9842065
Tons, Metric	Short Tons	1.1023113
Tons, Metric	Quintals	10
Tons, Metric	Long Hundredweights	19.68413072
Tons, Metric	Short Hundredweights	22.04623
Tons, Metric	Kilograms	1000
Tons, Metric	Avoirdupois Pounds	2204.623
Tons, Metric	Troy Ounces	32150.75

Formulas and Conversions

To Convert	To	Multiply By
Tons, Short	Long Tons	0.8928571
Tons, Short	Metric Tons	0.90718474
Tons, Short	Long Hundredweights	17.85714
Tons, Short	Short Hundredweights	20
Tons, Short	Kilograms	907.18474
Tons, Short	Avoirdupois Pounds	2000

E. Density

Conversions

To Convert	To	Multiply By
Grains/imp. Gallon	Parts/million	14.286
Grains/US gallon	Parts/million	17.118
Grains/US gallon	Pounds/million gal	142.86
Grams/cu. Cm	Pounds/mil-foot	3.405E-07
Grams/cu. Cm	Pounds/cu. in	0.03613
Grams/cu. Cm	Pounds/cu. ft	62.43
Grams/liter	Pounds/cu. ft	0.062427
Grams/liter	Pounds/1000 gal	8.345
Grams/liter	Grains/gal	58.417
Grams/liter	Parts/million	1000
Kilograms/cu meter	Pounds/mil-foot	3.405E-10
Kilograms/cu meter	Pounds/cu in	0.0003613
Kilograms/cu meter	Grams/cu cm	0.001
Kilograms/cu meter	Pound/cu ft	0.06243
Milligrams/liter	Parts/million	1
Pounds/cu ft	Pounds/mil-foot	5.456E-09
Pounds/cu ft	Pounds/cu in	0.0005787

Formulas and Conversions

To Convert	To	Multiply By
Pounds/cu ft	Grams/cu cm	0.01602
Pounds/cu ft	Kgs/cu meter	16.02
Pounds/cu in	Pounds/mil-foot	0.000009425
Pounds/cu in	Gms/cu cm	27.68
Pounds/cu in	Pounds/cu ft	1728
Pounds/cu in	Kgs/cu meter	27680

F. Relative Density (Specific Gravity) Of Various Substances

Substance	Relative Density
Water (fresh)	1.00
Mica	2.9
Water (sea average)	1.03
Nickel	8.6
Aluminum	2.56
Oil (linseed)	0.94
Antimony	6.70
Oil (olive)	0.92
Bismuth	9.80
Oil (petroleum)	0.76-0.86
Brass	8.40
Oil (turpentine)	0.87
Brick	2.1
Paraffin	0.86
Calcium	1.58
Platinum	21.5
Carbon (diamond)	3.4

Formulas and Conversions

Substance	Relative Density
Sand (dry)	1.42
Carbon (graphite)	2.3
Silicon	2.6
Carbon (charcoal)	1.8
Silver	10.57
Chromium	6.5
Slate	2.1-2.8
Clay	1.9
Sodium	0.97
Coal	1.36-1.4
Steel (mild)	7.87
Cobalt	8.6
Sulphur	2.07
Copper	8.77
Tin	7.3
Cork	0.24
Tungsten	19.1
Glass (crown)	2.5
Wood (ash)	0.75
Glass (flint)	3.5
Wood (beech)	0.7-0.8
Gold	19.3
Wood (ebony)	1.1-1.2
Iron (cast)	7.21
Wood (elm)	0.66
Iron (wrought)	7.78

Formulas and Conversions

Substance	Relative Density
Wood (lignum-vitae)	1.3
Lead	11.4
Magnesium	1.74
Manganese	8.0
Mercury	13.6
Lead	11.4
Magnesium	1.74
Manganese	8.0
Wood (oak)	0.7-1.0
Wood (pine)	0.56
Wood (teak)	0.8
Zinc	7.0
Wood (oak)	0.7-1.0
Wood (pine)	0.56
Wood (teak)	0.8
Zinc	7.0
Mercury	13.6

G. Greek Alphabet

Name	Lower Case	Upper Case
Alpha	α	Α
Beta	β	Β
Gamma	γ	Γ
Delta	δ	Δ
Epsilon	ε	Ε
Zeta	ζ	Ζ

Formulas and Conversions

Name	Lower Case	Upper Case
Eta	η	Η
Theta	θ	Θ
Iota	ι	Ι
Kappa	κ	Κ
Lambda	λ	Λ
Mu	μ	Μ
Nu	ν	Ν
Xi	ξ	Ξ
Omicron	ο	Ο
Pi	π	Π
Rho	ρ	Ρ
Sigma	σ and ς	Σ
Tau	τ	Τ
Upsilon	υ	Υ
Phi	φ	Φ
Chi	χ	Χ
Psi	ψ	Ψ
Omega	ω	Ω

Chapter 3

System of Units

The two most commonly used systems of units are as follows:

- SI
- Imperial

SI: The International System of Units (abbreviated "SI") is a scientific method of expressing the magnitudes of physical quantities. This system was formerly called the meter-kilogram-second (MKS) system.

Imperial: A unit of measure for capacity officially adopted in the British Imperial System; British units are both dry and wet

Metric System

	Exponent value	Numerical equivalent	Representation	Example
Tera	10^{12}	1000000000000	T	Thz (Tera hertz)
Giga	10^9	1000000000	G	Ghz (Giga hertz)
Mega	10^6	1000000	M	Mhz (Mega hertz)
Unit quantity	1	1		hz (hertz) F (Farads)
Micro	10^{-6}	0.001	μ	μ F (Micro farads)
Nano	10^{-9}	0.000001	n	nF (Nano farads)
Pico	10^{-12}	0.000000000001	p	pF (Pico farads)

Conversion Chart

<i>Multiply by</i>	Into Milli	Into Centi	Into Deci	Into MGL*	Into Deca	Into Hecto	Into Kilo
To convert Kilo	10^6	10^5	10^4	10^3	10^2	10^1	1

<i>Multiply by</i>	Into Milli	Into Centi	Into Deci	Into MGL*	Into Deca	Into Hecto	Into Kilo
To convert Hecto	10^5	10^4	10^3	10^2	10^1	1	10^{-1}
To convert Deca	10^4	10^3	10^2	10^1	1	10^{-1}	10^{-2}
To convert MGL*	10^3	10^2	10^1	1	10^{-1}	10^{-2}	10^{-3}
To convert Deci	10^2	10^1	1	10^{-1}	10^{-2}	10^{-3}	10^{-4}
To convert Centi	10^1	1	10^{-1}	10^{-2}	10^{-3}	10^{-4}	10^{-5}
To convert Milli	1	10^{-1}	10^{-2}	10^{-3}	10^{-4}	10^{-5}	10^{-6}

MGL = meter, gram, liter

Example:

To convert Kilogram Into Milligram \rightarrow (1 Kilo X 10^6) Milligrams

Physical constants

Name	Symbolic Representation	Numerical Equivalent
Avogadro's number	N	6.023×10^{26} / (kg mol)
Bohr magneton	B	9.27×10^{-24} Am 25^2
Boltzmann's constant	k	1.380×10^{-23} J/k
Stefan-Boltzmann constant	d	5.67×10^{-8} W/(m ² K ⁴)
Characteristic impedance of free space	Zo	$(\mu_0/\epsilon_0)^{1/2} = 120\pi\Omega$
Electron volt	eV	1.602×10^{-19} J
Electron charge	e	1.602×10^{-19} C

Formulas and Conversions

Name	Symbolic Representation	Numerical Equivalent
Electronic rest mass	m_e	$9.109 \times 10^{-31} \text{ kg}$
Electronic charge to mass ratio	e/m_e	$1.759 \times 10^{11} \text{ C/kg}$
Faraday constant	F	$9.65 \times 10^7 \text{ C/(kg mol)}$
Permeability of free space	μ_0	$4\pi \times 10^{-7} \text{ H/m}$
Permittivity of free space	ϵ_0	$8.85 \times 10^{-12} \text{ F/m}$
Planck's constant	h	$6.626 \times 10^{-34} \text{ J s}$
Proton mass	m_p	$1.672 \times 10^{-27} \text{ kg}$
Proton to electron mass ratio	m_p/m_e	1835.6
Standard gravitational acceleration	g	$9.80665 \text{ m/s}^2, 9.80665 \text{ N/kg}$
Universal constant of gravitation	G	$6.67 \times 10^{-11} \text{ N m}^2/\text{kg}^2$
Universal gas constant	R_o	$8.314 \text{ kJ/(kg mol K)}$
Velocity of light in vacuum	C	$2.9979 \times 10^8 \text{ m/s}$
Temperature	$^{\circ}\text{C}$	$5/9(^{\circ}\text{F} - 32)$
Temperature	K	$5/9(^{\circ}\text{F} + 459.67), 5/9^{\circ}\text{R}, ^{\circ}\text{C} + 273.15$
Speed of light in air	c	$3.00 \times 10^8 \text{ m s}^{-1}$
Electron charge	e	$-1.60 \times 10^{-19} \text{ C}$
Mass of electron	m_e	$9.11 \times 10^{-31} \text{ kg}$
Planck's constant	h	$6.63 \times 10^{-34} \text{ J s}$
Universal gravitational constant	G	$6.67 \times 10^{-11} \text{ N m}^2 \text{ kg}^{-2}$
Electron volt	1 eV	$1.60 \times 10^{-19} \text{ J}$
Mass of proton	m_p	$1.67 \times 10^{-27} \text{ kg}$

Formulas and Conversions

Name	Symbolic Representation	Numerical Equivalent
Acceleration due to gravity on Earth	g	9.80 m s^{-2}
Acceleration due to gravity on the Moon	g_M	1.62 m s^{-2}
Radius of the Earth	R_E	$6.37 \times 10^6 \text{ m}$
Mass of the Earth	M_E	$5.98 \times 10^{24} \text{ kg}$
Radius of the Sun	R_S	$6.96 \times 10^8 \text{ m}$
Mass of the Sun	M_S	$1.99 \times 10^{30} \text{ kg}$
Radius of the Moon	R_M	$1.74 \times 10^6 \text{ m}$
Mass of the Moon	M_M	$7.35 \times 10^{22} \text{ kg}$
Earth-Moon distance	-	$3.84 \times 10^8 \text{ m}$
Earth-Sun distance	-	$1.50 \times 10^{11} \text{ m}$
Speed of light in air	c	$3.00 \times 10^8 \text{ m s}^{-1}$
Electron charge	e	$-1.60 \times 10^{-19} \text{ C}$
Mass of electron	m_e	$9.11 \times 10^{-31} \text{ kg}$
Planck's constant	h	$6.63 \times 10^{-34} \text{ J s}$
Universal gravitational constant	G	$6.67 \times 10^{-11} \text{ N m}^2 \text{ kg}^{-2}$
Electron volt	1 eV	$1.60 \times 10^{-19} \text{ J}$
Mass of proton	m_p	$1.67 \times 10^{-27} \text{ kg}$
Acceleration due to gravity on Earth	g	9.80 m s^{-2}
Acceleration due to gravity on the Moon	g_M	1.62 m s^{-2}
Ton	1 ton	$1.00 \times 10^3 \text{ kg}$

Chapter 4

General Mathematical Formulae

4.1 Algebra

A. Expansion Formulae

Square of summation

$$\bullet (x + y)^2 = x^2 + 2xy + y^2$$

Square of difference

$$\bullet (x - y)^2 = x^2 - 2xy + y^2$$

Difference of squares

$$\bullet x^2 - y^2 = (x + y)(x - y)$$

Cube of summation

$$\bullet (x + y)^3 = x^3 + 3x^2y + 3xy^2 + y^3$$

Summation of two cubes

$$\bullet x^3 + y^3 = (x + y)(x^2 - xy + y^2)$$

Cube of difference

$$\bullet (x - y)^3 = x^3 - 3x^2y + 3xy^2 - y^3$$

Difference of two cubes

$$\bullet x^3 - y^3 = (x - y)(x^2 + xy + y^2)$$

B. Quadratic Equation

• If $ax^2 + bx + c = 0$,

$$\text{Then } x = \frac{-b \pm \sqrt{b^2 - 4ac}}{2a}$$

The basic algebraic properties of real numbers a, b and c are:

Property	Description
Closure	$a + b$ and ab are real numbers
Commutative	$a + b = b + a$, $ab = ba$
Associative	$(a+b) + c = a + (b+c)$, $(ab)c = a(bc)$
Distributive	$(a+b)c = ac+bc$

Identity	$a+0 = 0+a = a$
Inverse	$a + (-a) = 0$, $a(1/a) = 1$
Cancellation	If $a+x=a+y$, then $x=y$
Zero-factor	$a0 = 0a = 0$
Negation	$-(-a) = a$, $(-a)b = a(-b) = -(ab)$, $(-a)(-b) = ab$

Algebraic Combinations

Factors with a common denominator can be expanded:

$$\frac{a+b}{c} = \frac{a}{c} + \frac{b}{c}$$

Fractions can be added by finding a common denominator:

$$\frac{a}{c} + \frac{b}{d} = \frac{ad+bc}{cd}$$

Products of fractions can be carried out directly:

$$\frac{a}{c} \times \frac{b}{d} = \frac{ab}{cd}$$

Quotients of fractions can be evaluated by inverting and multiplying:

$$\frac{a/b}{c/d} = \frac{a}{b} \times \frac{d}{c} = \frac{ad}{bc}$$

Radical Combinations

$$\sqrt[n]{ab} = \sqrt[n]{a}\sqrt[n]{b}$$



$$\sqrt[n]{a} = a^{1/n}$$

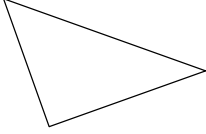
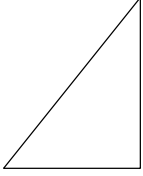
$$\sqrt[n]{\frac{a}{b}} = \frac{\sqrt[n]{a}}{\sqrt[n]{b}}$$

$$\sqrt[n]{a^m} = a^{\frac{m}{n}}$$

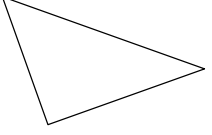
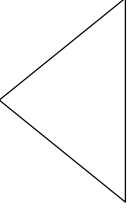
$$\sqrt[n]{\sqrt[m]{a}} = \sqrt[nm]{a}$$

4.2 Geometry


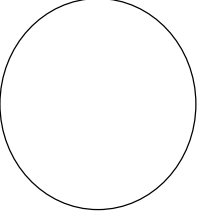
Item	Circumference / Perimeter	Area	Surface Area	Volume	Figure
Square	4s	s^2	NA	NA	
Rectangle	2 (L + B)	(Length)(Breadth) = L·B	NA	NA	

Item	Circumference / Perimeter	Area	Surface Area	Volume	Figure
Triangle	$S_1 + S_2 + S_3$ where S_1, S_2, S_3 are the 3 sides of the triangle	$\frac{1}{2} \times B \times H$	NA	NA	
Right triangle	$S_1 + S_2 + S_3$	$\frac{1}{2} \times B \times H$	NA	NA	

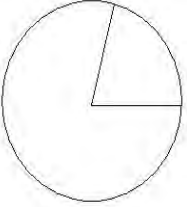

Formulas and Conversions

Item	Circumference / Perimeter	Area	Surface Area	Volume	Figure
Generic triangle	$S_1 + S_2 + S_3$	$\sqrt{s(s-a)(s-b)(s-c)}$ where $s = \frac{a+b+c}{2}$	NA	NA	
Equilateral triangle	$3s$ where s is the length of each side	$A = \frac{1}{2}bh$	NA	NA	


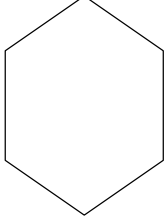
Formulas and Conversions

Item	Circumference / Perimeter	Area	Surface Area	Volume	Figure
Trapezoid	$a+b+h \left(\frac{1}{\sin\theta} + \frac{1}{\sin\phi} \right)$ where θ and ϕ are the 2 base angles	$A = \left(\frac{a+b}{2} \right) h$	NA	NA	
Circle	$C = 2\pi r$ $C = \pi d$	$A = \pi r^2$	NA	NA	

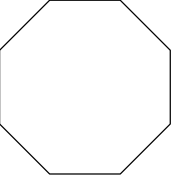
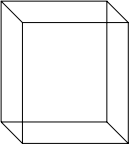
Formulas and Conversions

Item	Circumference / Perimeter	Area	Surface Area	Volume	Figure
Circle Sector	$2r + (\text{arc length})$	$A = \frac{\text{arc} \times r}{2}$ $A = \frac{\theta^\circ}{360} \times \pi r^2$ $A = \frac{\theta^\circ r^2}{2}$	NA	NA	
Ellipse	$(1/4) \cdot D \cdot d \cdot \pi$ where D and d are the two axes	$A = \frac{\pi}{4} Dd$ D is the larger radius and d is the smaller radius	NA	NA	

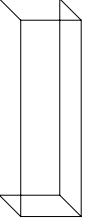
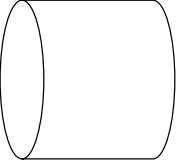
Formulas and Conversions

Item	Circumference / Perimeter	Area	Surface Area	Volume	Figure
Trapezoid	Sum of all sides	$A = \frac{1}{2} (b_1 + b_2)h$	NA	NA	
Hexagon	$6s$	$A = 2.6s^2$ Where s is the length of 1 side	NA	NA	

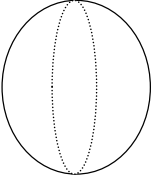
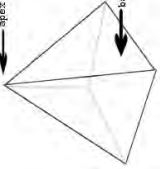
Formulas and Conversions

Item	Circumference / Perimeter	Area	Surface Area	Volume	Figure
Octagon	8s	$A = 4.83 s^2$ Where s is the length of 1 side	NA	NA	
Cube	NA	NA	$6s^2$	s^3	

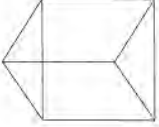

Formulas and Conversions

Item	Circumference / Perimeter	Area	Surface Area	Volume	Figure
Rectangular solid	NA	NA	$2l/h + 2wh + 2$	$l \times w \times h$	
Right cylinder	NA	NA	$S = 2\pi rh + 2\pi r^2$	$V = \pi r^2 h$	

Formulas and Conversions

Item	Circumference / Perimeter	Area	Surface Area	Volume	Figure
Sphere	NA	NA	$S = 4\pi r^2$	$\frac{4}{3}\pi r^3$	
Pyramid	NA	NA	$\frac{1}{2}$ perimeter. slant height + B	$\frac{1}{3}$ base area. perpendicular height	

Formulas and Conversions

Item	Circumference / Perimeter	Area	Surface Area	Volume	Figure
Rectangular prism	NA	NA	$2lh+2lw+2wh$	$V = lwh$	
Cone	NA	NA	$\pi \cdot r \cdot (r+sh)$	$\frac{1}{3}\pi r^2 h$	

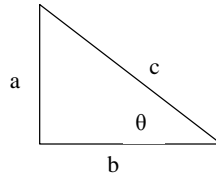
4.3 Trigonometry

A. Pythagoras' Law

$$c^2 = a^2 + b^2$$

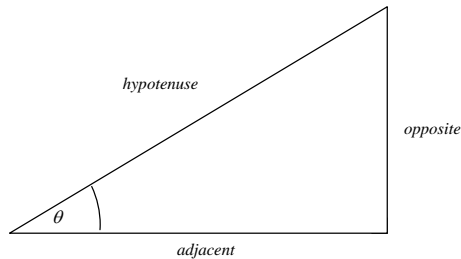
B. Basic Ratios

- Sin $\theta = a/c$
- Cos $\theta = b/c$
- Tan $\theta = a/b$
- Cosec $\theta = c/a$
- Sec $\theta = c/b$
- Cot $\theta = b/a$



Degrees versus Radians

- A circle in degree contains 360 degrees
- A circle in radians contains 2π radians



Sine, Cosine and Tangent

$$\sin \theta = \frac{\textit{opposite}}{\textit{hypotenuse}} \quad \cos \theta = \frac{\textit{adjacent}}{\textit{hypotenuse}} \quad \tan \theta = \frac{\textit{opposite}}{\textit{adjacent}}$$

Sine, Cosine and the Pythagorean Triangle

$$[\sin \theta]^2 + [\cos \theta]^2 = \sin^2 \theta + \cos^2 \theta = 1$$

Tangent, Secant and Co-Secant

$$\tan \theta = \frac{\sin \theta}{\cos \theta}$$

$$\sec \theta = \frac{1}{\cos \theta}$$

$$\csc \theta = \frac{1}{\sin \theta}$$

C. Trigonometric Function Values

Euler's Representation

$$e^{j\theta} = \cos(\theta) + j \sin(\theta)$$

$$e^{-j\theta} = \cos(\theta) - j \sin(\theta)$$

$$e^{jn\theta} = \cos(n\theta) + j \sin(n\theta)$$

$$\cos \theta = \frac{e^{j\theta} + e^{-j\theta}}{2}$$

$$\sin \theta = \frac{e^{j\theta} - e^{-j\theta}}{2j}$$

4.4 Logarithm

Definition

The **logarithm** of a number to a particular base is the **power (or index)** to which that **base** must be raised to obtain the number.

The number 8 written in **index form** as $8 = 2^3$

The equation can be rewritten in **logarithm form** as $\log_2 8 = 3$

Logarithm laws

The logarithm laws are obtained from the index laws and are:

- $\log_a x + \log_a y = \log_a xy$

Formulas and Conversions

- $\log_a x - \log_a y = \log_a (x/y)$
- $\log_a xy = y \log_a x$
- $\log_a (1/x) = -\log_a x$
- $\log_a 1 = 0$
- $\log_a a = 1$
- $a^{(\log_a x)} = x$

Note: It is not possible to have the logarithm of a negative number. All logarithms must have the same base.

Euler Relationship

The trigonometric functions are related to a complex exponential by the Euler relationship:

$$e^{jx} = \cos x + j \sin x$$

$$e^{-jx} = \cos x - j \sin x$$

From these relationships the trig functions can be expressed in terms of the complex exponential:

$$\cos x = \frac{e^{jx} + e^{-jx}}{2}$$

$$\sin x = \frac{e^{jx} - e^{-jx}}{2}$$

Hyperbolic Functions

The hyperbolic functions can be defined in terms of exponentials.

$$\text{Hyperbolic sine} = \sinh x = \frac{e^x - e^{-x}}{2}$$

$$\text{Hyperbolic cosine} = \cosh x = \frac{e^x + e^{-x}}{2}$$

$$\text{Hyperbolic tangent} = \tanh x = \frac{\sinh x}{\cosh x} = \frac{e^x - e^{-x}}{e^x + e^{-x}}$$

Formulas and Conversions

4.5 Exponents

Summary of the Laws of Exponents

Let c , d , r , and s be any real numbers.

$c^r \cdot c^s = c^{r+s}$	$(c \cdot d)^r = c^r \cdot d^r$
$\frac{c^r}{c^s} = c^{r-s}, c \neq 0$	$\left(\frac{c}{d}\right)^r = \frac{c^r}{d^r}, d \neq 0$
$(c^r)^s = c^{r \cdot s}$	$c^{-r} = \frac{1}{c^r}$

Basic Combinations

Since the raising of a number n to a power p may be defined as multiplying n times itself p times, it follows that

$$n^{p_1 + p_2} = n^{p_1} n^{p_2}$$

The rule for raising a power to a power can also be deduced

$$(n^a)^b = n^{ab}$$

$$(ab)^n = a^n b^n$$

$$a^m / a^n = a^{m-n}$$

where a not equal to zero

4.6 Complex Numbers

A complex number is a number with a real and an imaginary part, usually expressed in Cartesian form

$a + jb$ where $j = \sqrt{-1}$ and $j \cdot j = -1$

Complex numbers can also be expressed in polar form

$Ae^{j\theta}$ where $A = \sqrt{a^2 + b^2}$ and $\theta = \tan^{-1}(b/a)$

The polar form can also be expressed in terms of trigonometric functions using the Euler relationship

$$e^{j\theta} = \cos \theta + j \sin \theta$$

Euler Relationship

The trigonometric functions are related to a complex exponential by the Euler relationship

$$e^{jx} = \cos x + j \sin x$$

$$e^{-j\theta} = \cos x - j \sin x$$

From these relationships the trigonometric functions can be expressed in terms of the complex exponential:

$$\cos x = \frac{e^{jx} + e^{-jx}}{2}$$

$$\sin x = \frac{e^{jx} - e^{-jx}}{2j}$$

This relationship is useful for expressing complex numbers in polar form, as well as many other applications.

Polar Form, Complex Numbers

The standard form of a complex number is

$$a + jb \text{ where } j = \sqrt{-1}$$

But this can be shown to be equivalent to the form

$$Ae^{j\theta} \text{ where } A = \sqrt{a^2 + b^2} \text{ and } \theta = \tan^{-1}(b/a)$$

which is called the polar form of a complex number. The equivalence can be shown by using the Euler relationship for complex exponentials.

$$Ae^{j\theta} = \sqrt{a^2 + b^2} \left(\cos \left[\tan^{-1} \frac{b}{a} \right] + j \sin \left[\tan^{-1} \frac{b}{a} \right] \right)$$

$$Ae^{j\theta} = \sqrt{a^2 + b^2} \left(\frac{a}{\sqrt{a^2 + b^2}} + j \frac{b}{\sqrt{a^2 + b^2}} \right) = a + jb$$

Chapter 5

Engineering Concepts and Formulae

5.1 Electricity

Ohm's Law

$$I = \frac{V}{R}$$

Or

$$V = IR$$

Where

I = current (amperes)

E = electromotive force (volts)

R = resistance (ohms)

Temperature correction

$$R_t = R_o (1 + \alpha t)$$

Where

R_o = resistance at 0°C (.)

R_t = resistance at t°C (.)

α = temperature coefficient which has an average value for copper of 0.00428 (Ω/Ω °C)

$$R_2 = R_1 \frac{(1 + \alpha t_2)}{(1 + \alpha t_1)}$$

Where R₁ = resistance at t₁

R₂ = resistance at t₂

Values of alpha	Ω/Ω °C
Copper	0.00428
Platinum	0.00358
Nickel	0.00672
Tungsten	0.00450

Formulas and Conversions

Aluminum	0.0040
----------	--------

Current, $I = \frac{nqvtA}{t} = nqvA$

Conductor Resistivity

$$R = \frac{\rho L}{a}$$

Where

ρ = specific resistance (or resistivity) (ohm meters, Ωm)

L = length (meters)

a = area of cross-section (square meters)

Quantity	Equation
Resistance R of a uniform conductor	$R = \rho \frac{L}{A}$
Resistors in series, R_s	$R_s = R_1 + R_2 + R_3$
Resistors in parallel, R_p	$\frac{1}{R_p} = \frac{1}{R_1} + \frac{1}{R_2} + \frac{1}{R_3}$
Power dissipated in resistor:	$P = VI = I^2R = \frac{V^2}{R}$
Potential drop across R	$V = IR$

Dynamo Formulae

Average e.m.f. generated in each conductor = $\frac{2\phi NpZ}{60c}$

Where

Z = total number of armature conductors

c = number of parallel paths through winding between positive and negative brushes

Where c = 2 (wave winding), c = 2p (lap winding)

Φ = useful flux per pole (webers), entering or leaving the armature

p = number of pairs of poles

N = speed (revolutions per minute)

Generator Terminal volts = EG - IaRa

Motor Terminal volts = EB + IaRa

Formulas and Conversions

Where EG = generated e.m.f.

EB = generated back e.m.f.

Ia = armature current

Ra = armature resistance

Alternating Current

RMS value of sine curve = 0.707 of maximum value

Mean Value of Sine wave = 0.637 of maximum value

Form factor = RMS value / Mean Value = 1.11

Frequency of Alternator = $\frac{pN}{60}$ cycles per second

Where p is number of pairs of poles

N is the rotational speed in r/min

Slip of Induction Motor

$[(\text{Slip speed of the field} - \text{Speed of the rotor}) / \text{Speed of the Field}] \times 100$

Inductors and Inductive Reactance

Physical Quantity	Equation
Inductors and Inductance	$V_L = L \frac{di}{dt}$
Inductors in Series:	$L_T = L_1 + L_2 + L_3 + \dots$
Inductor in Parallel:	$\frac{1}{L_T} = \frac{1}{L_1} + \frac{1}{L_2} + \frac{1}{L_3} + \dots$
Current build up (switch initially closed after having been opened)	At $v_L(t) = E e^{-\frac{t}{\tau}}$ $v_R(t) = E(1 - e^{-\frac{t}{\tau}})$ $i(t) = \frac{E}{R}(1 - e^{-\frac{t}{\tau}})$ $\tau = \frac{L}{R}$
Current decay (switch moved to a new position)	$i(t) = I_o e^{-\frac{t}{\tau}}$ $v_R(t) = R i(t)$ $v_L(t) = -R_T i(t)$

Formulas and Conversions

Physical Quantity	Equation
	$\tau' = \frac{L}{R_T}$
Alternating Current	$f = 1/T$ $\omega = 2\pi f$
Complex Numbers:	$C = a + j b$ $C = M \cos \theta + j M \sin \theta$ $M = \sqrt{a^2 + b^2}$ $\theta = \tan^{-1}\left(\frac{b}{a}\right)$
Polar form:	$C = M \angle \theta$
Inductive Reactance	$ X_L = \omega L$
Capacitive Reactance	$ X_C = 1 / (\omega C)$
Resistance	R
Impedance	Resistance: $Z_R = R \angle 0^\circ$ Inductance: $Z_L = X_L \angle 90^\circ = \omega L \angle 90^\circ$ Capacitance: $Z_C = X_C \angle -90^\circ = 1 / (\omega C) \angle -90^\circ$

Quantity	Equation
Ohm's Law for AC	$V = I Z$
Time Domain	$v(t) = V_m \sin(\omega t \pm \phi)$ $i(t) = I_m \sin(\omega t \pm \phi)$
Phasor Notation	$V = V_{rms} \angle \phi$ $V = V_m \angle \phi$
Components in Series	$Z_T = Z_1 + Z_2 + Z_3 + \dots$
Voltage Divider Rule	$V_x = V_T \frac{Z_x}{Z_T}$
Components in Parallel	$\frac{1}{Z_T} = \frac{1}{Z_1} + \frac{1}{Z_2} + \frac{1}{Z_3} + \dots$

Formulas and Conversions

Quantity	Equation
Current Divider Rule	$I_x = I_T \frac{Z_T}{Z_x}$
Two impedance values in parallel	$Z_T = \frac{Z_1 Z_2}{Z_1 + Z_2}$

Capacitance

Capacitors	$C = \frac{Q}{V}$ [F] (Farads)
Capacitor in Series	$\frac{1}{C_T} = \frac{1}{C_1} + \frac{1}{C_2} + \frac{1}{C_3} + \dots$
Capacitors in Parallel	$C_T = C_1 + C_2 + C_3 + \dots$
Charging a Capacitor	$i(t) = \frac{E}{R} e^{-\frac{t}{RC}}$ $v_R(t) = E e^{-\frac{t}{RC}}$ $v_C(t) = E(1 - e^{-\frac{t}{RC}})$ $\tau = RC$
Discharging a Capacitor	$i(t) = -\frac{V_o}{R} e^{-\frac{t}{\tau}}$ $v_R(t) = -V_o e^{-\frac{t}{\tau}}$ $v_C(t) = V_o e^{-\frac{t}{\tau}}$ $\tau' = R_T C$

Quantity	Equation
Capacitance	$C = \frac{Q}{V}$

Formulas and Conversions

Quantity	Equation
Capacitance of a Parallel-plate Capacitor	$C = \frac{\epsilon A}{d}$ $E = \frac{V}{d}$
Isolated Sphere	$C = 4\pi\epsilon r$
Capacitors in parallel	$C = C_1 + C_2 + C_3$
Capacitors in series	$\frac{1}{C} = \frac{1}{C_1} + \frac{1}{C_2} + \frac{1}{C_3}$
Energy stored in a charged capacitor	$W = \frac{Q^2}{2C} = \frac{1}{2}CV^2 = \frac{1}{2}QV$
If the capacitor is isolated	$W = \frac{Q^2}{2C}$
If the capacitor is connected to a battery	$W = \frac{1}{2}CV^2$
For R C circuits	$Q = Q_0 (1 - e^{-t/RC});$
Charging a capacitor	$V = V_0 (1 - e^{-t/RC})$
Discharging a capacitor	$Q = Q_0 e^{-t/RC}$ $V = V_0 e^{-t/RC}$

- If the capacitor is isolated, the presence of the dielectric decreases the potential difference between the plates
- If the capacitor is connected to a battery, the presence of the dielectric increases the charge stored in the capacitor.
- The introduction of the dielectric increases the capacitance of the capacitor

Formulas and Conversions

Current in AC Circuit
RMS Current

In Cartesian form	$I = \frac{V}{\sqrt{R^2 + \left(\omega L - \frac{1}{\omega C}\right)^2}} \left[R - j\left(\omega L - \frac{1}{\omega C}\right) \right]$ Amperes
In polar form	$I = \frac{V}{\sqrt{[R^2 + \left(\omega L - \frac{1}{\omega C}\right)^2]}} \angle -\phi_s$ Amperes where $\phi_s = \tan^{-1} \left[\frac{\omega L - \frac{1}{\omega C}}{R} \right]$
Modulus	$ I = \frac{V}{\sqrt{R^2 + \left(\omega L - \frac{1}{\omega C}\right)^2}}$ Amperes

Complex Impedance

In Cartesian form	$Z = R + j\left(\omega L - \frac{1}{\omega C}\right)$ Ohms
In polar form	$Z = \sqrt{R^2 + \left(\omega L - \frac{1}{\omega C}\right)^2} \angle \phi_s$ Ohms Where $\phi_s = \tan^{-1} \left[\frac{\omega L - \frac{1}{\omega C}}{R} \right]$
Modulus	$ Z = \sqrt{[R^2 + \left(\omega L - \frac{1}{\omega C}\right)^2]}$ Ohms

Formulas and Conversions

Power dissipation

Average power,	$P = VI \cos \phi$ Watts
Power dissipation in a resistor	$P = I ^2 R$ Watts

Rectification

Controlled half wave rectifier	Average DC voltage = $\frac{V_m}{2\pi}(1 + \cos \alpha)$ Volts
Controlled full wave rectifier	Average DC voltage = $\frac{V_m}{\pi}(1 + \cos \alpha)$ Volts

Power Factor

DC Power	$P_{dc} = VI = I^2 R = \frac{V^2}{R}$
AC Power	$P_{ac} = \text{Re}(V.I) = VI \cos \phi$

Power in ac circuits

Quantity	Equation
Resistance	The mean power = $\bar{P} = I_{rms} V_{rms} = I_{rms}^2 R$
Inductance	The instantaneous power = $(I_0 \sin \omega t) (V_0 \sin (\omega t + \pi))$
The mean power	$\bar{P} = 0$
Capacitance	The instantaneous power = $(I_0 \sin (\omega t + \pi/2)) (V_0 \sin \omega t)$
The mean power	$\bar{P} = 0$
Formula for a.c. power	The mean power = $\bar{P} = I_{rms} V_{rms} \cos \phi$

Formulas and Conversions

Three Phase Alternators

Star connected

Line voltage = 3 · phase voltage

Line current = phase current

Delta connected

Line voltage = phase voltage

Line current = 3 · phase current

Three phase power

$P = 3 E_L I_L \cos \Phi$

E_L = line voltage

I_L = line current

$\cos \Phi$ = power factor

Electrostatics

Quantity	Equation
Instantaneous current,	$I = \frac{dq}{dt} = C \frac{dv}{dt}$ Amperes
Permittivity of free space	$\epsilon_0 = \frac{10^{-9}}{36\pi} = 8.85 \times 10^{-12}$ Farads (meters) ⁻¹
Energy stored in a capacitor	$= \frac{1}{2} CV^2$ Joules

Quantity	Equation
Coulomb's law	$F = k \frac{Q_1 Q_2}{r^2}$
Electric fields	$E = \frac{F}{q}$
Due to a point charge	$E = \frac{Q}{4\pi\epsilon_0 r^2}$
Due to a conducting sphere carrying charge Q Inside the sphere	$E = 0$

Formulas and Conversions

Quantity	Equation
Outside the sphere	$E = \frac{Q}{4\pi\epsilon_0 r^2}$
Just outside a uniformly charged conducting sphere or plate	$E = \frac{\sigma}{\epsilon_0}$

- An electric field E is a vector
- The electric field strength is directly proportional to the number of electric field lines per unit cross-sectional area,
- The electric field at the surface of a conductor is perpendicular to the surface.
- The electric field is zero inside a conductor.

Quantity	Equation
Suppose a point charge Q is at A. The work done in bringing a charge q from infinity to some point a distance r from A is	$W = \frac{Qq}{4\pi\epsilon_0 r}$
Electric potential	$V = \frac{W}{q}$
Due to a point charge	$V = \frac{Q}{4\pi\epsilon_0 r}$
Due to a conducting sphere, of radius a, carrying charge Q: Inside the sphere	$V = \frac{Q}{4\pi\epsilon_0 a}$
Outside the sphere	$V = \frac{Q}{4\pi\epsilon_0 r}$
If the potential at a point is V, then the potential energy of a charge q at that point is	$U = qV$
Work done in bringing charge q from A of potential V_A to point B of potential V_B	$W = q(V_B - V_A)$

Formulas and Conversions

Quantity	Equation
Relation between E and V	$E = -\frac{dV}{dx}$
For uniform electric field	$E = \frac{V}{d}$

Magnetostatics

Physical Quantity	Equation
Magnetic flux density (also called the B-field) is defined as the force acting per unit current length.	$B = \frac{F}{Il}$
Force on a current-carrying conductor in a magnetic field And Magnitude of $\vec{F} = F = I \ell B \sin \theta$	$F = I \ell B \vec{F} = I \vec{\ell} \cdot \vec{B}$
Force on a moving charged particle in a magnetic field	$F = q \vec{v} \cdot \vec{B}$
Circulating Charges	$qvB = \frac{mv^2}{r}$

Calculation of magnetic flux density

Physical Quantity	Equation
Magnetic fields around a long straight wire carrying current I	$B = \frac{\mu_0 I}{2\pi a}$ where a = perp. distance from a very long straight wire.
Magnetic fields inside a long solenoid, carrying current	$B = \mu_0 n I$, where n = number of turns per unit length.
Hall effect At equilibrium	$\frac{QV_H}{d} = QvB$ and $V_H = B v d$
The current in a material is given by	$I = nQAv$

Formulas and Conversions

Physical Quantity	Equation
The forces between two current-carrying conductors	$F_{21} = \frac{\mu_0 I_1 I_2 \ell}{2\pi a}$

Physical Quantity	Equation
The torque on a rectangular coil in a magnetic field	$T = F b \sin \theta$ $= N I \ell B b \sin \theta$ $= N I A B \sin \theta$
If the coil is in a radial field and the plane of the coil is always parallel to the field, then	$T = N I A B \sin \theta$ $= N I A B \sin 90^\circ$ $= N I A B$
Magnetic flux ϕ	$\phi = B A \cos \theta$ and Flux-linkage = $N\phi$
Current Sensitivity	$S_I = \frac{\theta}{I} = \frac{NAB}{c}$

Lenz's law

The direction of the induced e.m.f. is such that it tends to oppose the flux-change causing it, and does oppose it if induced current flows.

$$\mathcal{E} = -N \frac{d\phi}{dt}$$

EMF Equations

E.m.f. induced in a straight conductor	$\mathcal{E} = B L v$
E.m.f. induced between the center and the rim of a spinning disc	$\mathcal{E} = B \pi r^2 f$
E.m.f. induced in a rotating coil	$\mathcal{E} = N A B \omega \sin \omega t$

Quantity	Equation
Self-induction	$L = - \frac{\mathcal{E}}{dI/dt}$ $N \phi = L I$

Formulas and Conversions

Quantity	Equation
Energy stored in an inductor:	$U = \frac{1}{2} L I^2$
Transformers:	$\frac{V_s}{V_p} = \frac{N_s}{N_p}$
The L R (d.c.) circuit:	$I = \frac{E}{R} (1 - e^{-Rt/L})$
When a great load (or smaller resistance) is connected to the secondary coil, the flux in the core decreases. The e.m.f., \mathcal{E}_p , in the primary coil falls.	$V_p - \mathcal{E}_p = I R; I = \frac{V_p - \mathcal{E}_p}{R}$

Kirchoff's laws

Kirchoff's first law (Junction Theorem)

At a junction, the total current entering the junction is equal to the total current leaving the junction.

Kirchoff's second law (Loop Theorem)

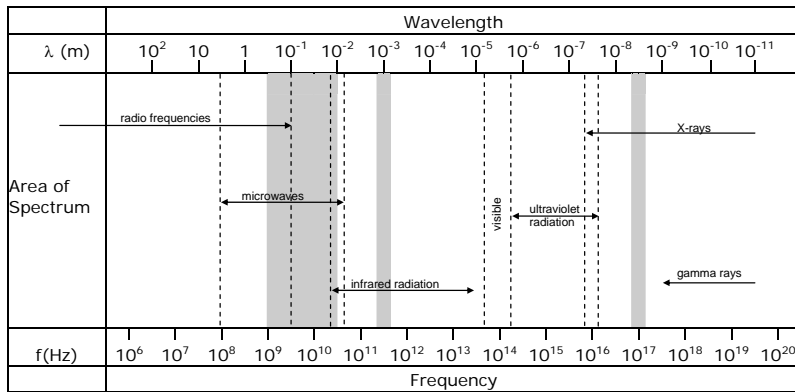
The net e.m.f. round a circuit is equal to the sum of the p.d.s round the loop.

Physical Quantity	Equation
Power	$P = \frac{W}{t} = VI$
Electric current	$I = \frac{q}{t}$
Work	$W = qV$
Ohm's Law	$V = IR$
Resistances in Series	$R_T = R_1 + R_2 \dots$
Resistances in Parallel	$\frac{1}{R_T} = \frac{1}{R_1} + \frac{1}{R_2} \dots$
Magnetic flux	$\Phi = BA$

Formulas and Conversions

Electromagnetic induction	$\text{Emf} = -N \frac{(\Phi_2 - \Phi_1)}{t}$ $\text{emf} = I v B$
Magnetic force	$F = I l B$
Transformer turns ratio	$\frac{V_s}{V_p} = \frac{N_s}{N_p}$

Electromagnetic spectrum



- Note: 1. Shaded areas represent regions of overlap.
2. Gamma rays and X-rays occupy a common region.

5.2 Applied Mechanics

5.2.1 Newton's laws of motion

Newton's first law of motion

The inertia of a body is the reluctance of the body to change its state of rest or motion. Mass is a measure of inertia.

Newton's second law of motion

$$F = \frac{m v - m u}{\Delta t};$$

$$F = m a$$

Formulas and Conversions

Impulse = force · time = change of momentum

$$F t = m v - m u$$

Newton's third law of motion

When two objects interact, they exert equal and opposite forces on one another. "Third-law pair" of forces act on two different bodies.

Universal Law

$$F = G m_s m_p / d^2$$

m_s is the mass of the sun.

m_p is the mass of the planet.

The Universal law and the second law must be consistent

Newton's Laws of Motion and Their Applications

Physical Quantity	Equations
Average velocity	$v_{av} = \frac{s}{t} = \frac{v + u}{2}$
Acceleration	$a = \frac{v - u}{t}$
Momentum	$p = mv$
Force	$F = ma$
Weight	$\text{weight} = mg$
Work done	$W = Fs$
Kinetic energy	$E_k = \frac{1}{2} mv^2$
Gravitational potential energy	$E_p = mgh$
Equations of motion	$a = \frac{v - u}{t}; \quad s = ut + \frac{1}{2} at^2; \quad v^2 = u^2 + 2as$
Centripetal acceleration	$a = \frac{v^2}{r}$
Centripetal force	$F = ma = \frac{mv^2}{r}$
Newton's Law of Universal Gravitation	$F = G \frac{m_1 m_2}{r^2}$

Formulas and Conversions

Physical Quantity	Equations
Gravitational field strength	$g = G \frac{M}{r^2}$

Physical Quantity	Equations
Moment of a force	$M = rF$
Principle of moments	$\Sigma M = 0$
Stress	$\text{Stress} = \frac{F}{A}$
Strain	$\text{Strain} = \frac{\Delta l}{l}$
Young's Modulus	$Y = \frac{F/A}{\Delta l/l}$

Scalar: a property described by a magnitude only

Vector: a property described by a magnitude and a direction

Velocity: vector property equal to displacement / time

The magnitude of velocity may be referred to as **speed**

In SI the basic unit is m/s, in Imperial ft/s

Other common units are km/h, mi/h

Conversions:

1m/s = 3.28 ft/s

1km/h = 0.621 mi/h

Speed of sound in dry air is 331 m/s at 0°C and increases by about 0.61 m/s for each °C rise.

Speed of light in vacuum equals 3×10^8 m/s

Acceleration: vector property equal to change in velocity time.

In SI the basic unit is m/s^2

In Imperial ft/s^2

Formulas and Conversions

Conversion:

$$1 \frac{m}{s^2} = 3.28 \frac{ft}{s^2}$$

Acceleration due to gravity, g is $9.81 m/s^2$

5.2.2 Linear Velocity and Acceleration

Quantity	Equations
If u initial velocity and v final velocity, then displacement s,	$s = \left(\frac{v + u}{2} \right) t$
If t is the elapsed time	$s = ut + \frac{1}{2} at^2$
If a is the acceleration	$v^2 = u^2 + 2as$

Angular Velocity and Acceleration

Quantity	Equations
θ angular displacement (radians) • ω angular velocity (radians/s); $\omega_1 =$ initial, $\omega_2 =$ final	$\theta = \frac{\omega_1 + \omega_2}{2} \times t$ $\theta = \omega_1 t + \frac{1}{2} \alpha t^2$
α angular acceleration (radians/s ²)	$\omega_2^2 = \omega_1^2 + 2\alpha\theta$
Linear displacement	$s = r \theta$
Linear velocity	$v = r \omega$
Linear, or tangential acceleration	$a_T = r \alpha$

Tangential, Centripetal and Total Acceleration

Quantity	Equations
Tangential acceleration a_T is due to angular acceleration α	$a_T = r \alpha$

Formulas and Conversions

Centripetal (Centrifugal) acceleration a_c is due to change in direction only	$a_c = v^2/r = r \omega^2$
Total acceleration, a , of a rotating point experiencing angular acceleration is the vector sum of a_T and a_c	$a = a_T + a_c$

5.2.3 Force

Vector quantity, a push or pull which changes the shape and/or motion of an object
 In SI the unit of force is the newton, N, defined as a kg m
 In Imperial the unit of force is the pound lb
Conversion: 9.81 N = 2.2 lb

Weight

The gravitational force of attraction between a mass, m , and the mass of the Earth
 In SI weight can be calculated from Weight = $F = mg$, where $g = 9.81 \text{ m/s}^2$
 In Imperial, the mass of an object (rarely used), in slugs, can be calculated from the known weight in pounds

$$m = \frac{\text{weight}}{g}$$

$$g = 32.2 \frac{\text{ft}}{\text{s}^2}$$

Torque Equation

$T = I \alpha$ where T is the acceleration torque in Nm, I is the moment of inertia in kg m^2 and α is the angular acceleration in radians/s^2

Momentum

Vector quantity, symbol p ,
 $p = mv$ [Imperial $p = (w/g)v$, where w is weight]
 in SI unit is kgm / s

Work

Scalar quantity, equal to the (vector) product of a force and the displacement of an object. In simple systems, where W is work, F force and s distance
 $W = F s$
 In SI the unit of work is the joule, J, or kilojoule, kJ
 $1 \text{ J} = 1 \text{ Nm}$
 In Imperial the unit of work is the ft-lb

Energy

Energy is the ability to do work, the units are the same as for work; J, kJ, and ft-lb

Formulas and Conversions

Kinetic Energy

$$E_k = \frac{1}{2} m k^2 \omega^2$$

Where k is radius of gyration, ω is angular velocity in rad/s

Kinetic Energy of Rotation

$$E_r = \frac{1}{2} I \omega^2$$

Where $I = m k^2$ is the moment of inertia

5.2.4 Centripetal (Centrifugal) Force

$$F_c = \frac{m v^2}{r}$$

Where r is the radius

Where ω is angular velocity in rad/s

Potential Energy

Quantity	Equation
Energy due to position in a force field, such as gravity	$E_p = m g h$
In Imperial this is usually expressed	$E_p = w h$ Where w is weight, and h is height above some specified datum

Thermal Energy

In SI the common units of thermal energy are J, and kJ, (and kJ/kg for specific quantities)
 In Imperial, the units of thermal energy are British Thermal Units (Btu)

Conversions

1 Btu = 1055 J
 1 Btu = 778 ft-lb

Electrical Energy

In SI the units of electrical energy are J, kJ and kilowatt hours kWh. In Imperial, the unit of electrical energy is the kWh

Conversions

1 kWh = 3600 kJ
 1 kWh = 3412 Btu = 2.66×10^6 ft-lb

Power

Formulas and Conversions

A scalar quantity, equal to the rate of doing work
In SI the unit is the Watt W (or kW)

$$1W = 1 \frac{J}{s}$$

In Imperial, the units are:

Mechanical Power – (ft – lb) / s, horsepower h.p.

Thermal Power – Btu / s

Electrical Power - W, kW, or h.p.

Conversions

$$746W = 1h.p.$$

$$1h.p. = 550 \frac{ft-lb}{s}$$

$$1kW = 0.948 \frac{Btu}{s}$$

Pressure

A vector quantity, force per unit area

In SI the basic units of pressure are pascals Pa and kPa

$$1Pa = 1 \frac{N}{m^2}$$

In Imperial, the basic unit is the pound per square inch, psi

Atmospheric Pressure

At sea level atmospheric pressure equals 101.3 kPa or 14.7 psi

Pressure Conversions

1 psi = 6.895 kPa

Pressure may be expressed in standard units, or in units of static fluid head, in both SI and Imperial systems

Common equivalencies are:

- 1 kPa = 0.294 in. mercury = 7.5 mm mercury
- 1 kPa = 4.02 in. water = 102 mm water
- 1 psi = 2.03 in. mercury = 51.7 mm mercury
- 1 psi = 27.7 in. water = 703 mm water
- 1 m H₂O = 9.81 kPa

Other pressure unit conversions:

- 1 bar = 14.5 psi = 100 kPa
- 1 kg/cm² = 98.1 kPa = 14.2 psi = 0.981 bar

Formulas and Conversions

- 1 atmosphere (atm) = 101.3 kPa = 14.7 psi

Simple Harmonic Motion

$$\text{Velocity of P} = \omega \sqrt{R^2 - x^2} \frac{m}{s}$$

5.2.5 Stress, Strain And Modulus Of Elasticity

Young's modulus and the breaking stress for selected materials

Material	Young modulus x 10 ¹¹ Pa	Breaking stress x 10 ⁸ Pa
Aluminium	0.70	2.4
Copper	1.16	4.9
Brass	0.90	4.7
Iron (wrought)	1.93	3.0
Mild steel	2.10	11.0
Glass	0.55	10
Tungsten	4.10	20
Bone	0.17	1.8

5.3 Thermodynamics

5.3.1 Laws of Thermodynamics

- W = PΔV
- ΔU = Q – W
- W = nRT ln V_f/V_i
- Q = CnΔT
- C_v = 3/2R
- C_p = 5/2R
- C_p/C_v = γ = 5/3
- e = 1 – Q_c/Q_h = W/Q_h
- e_c = 1 – T_c/T_h
- COP = Q_c/W (refrigerators)
- COP = Q_h/W (heat pumps)
- W_{max} = (1 – T_c/T_h)Q_h
- ΔS = Q/T

Formulas and Conversions

5.3.2 Momentum

- $p = mv$
- $\sum F = \Delta p / \Delta t$

5.3.3 Impulse

$$I = F_{av} \Delta t = mv_f - mv_i$$

5.3.4 Elastic and Inelastic collision

- $m_1v_{1i} + m_2v_{2i} = m_1v_{1f} + m_2v_{2f}$
- $(1/2)m_1v_{1i}^2 + (1/2)m_2v_{2i}^2 = 1/2m_1v_{1f}^2 + 1/2m_2v_{2f}^2$
- $m_1v_{1i} + m_2v_{2i} = (m_1 + m_2)v_f$

5.3.5 Center of Mass

- $x_{cm} = \sum mx / M$
- $v_{cm} = \sum mv / M$
- $A_{cm} = \sum ma / M$
- $MA_{cm} = F_{net}$

5.3.6 Angular Motion

- $s = r\theta$
- $v_t = r\omega$
- $a_t = r\alpha$
- $a_c = v_t^2 / r = r\omega^2$
- $\omega = 2\pi / T$
- $1 \text{ rev} = 2\pi \text{ rad} = 360^\circ$

For constant α

- $\omega = \omega_0 + \alpha t$
- $\omega^2 = \omega_0^2 + 2\alpha\theta$
- $\theta = \omega_0 t + 1/2\alpha t^2$
- $\theta = (\omega_0 + \omega) \cdot t / 2$
- $I = \sum mr^2$
- $KE_R = 1/2 I \omega^2$
- $\tau = rF$
- $\sum \tau = I\alpha$
- $W_R = \tau\theta$
- $L = I\omega$
- $\sum \tau = I\alpha$
- $W_R = \tau\theta$
- $L = I\omega$
- $L_i = L_f$

5.3.7 Conditions of Equilibrium

- $\sum F_x = 0$

Formulas and Conversions

- $\sum F_y = 0$
- $\sum \tau = 0$ (any axis)

5.3.8 Gravity

- $F = Gm_1m_2/r^2$
- $T = 2\pi / \sqrt{r^3 / GM_s}$
- $G = 6.67 \times 10^{-11} \text{ N}\cdot\text{m}^2/\text{kg}^2$
- $g = GM_E / R_E^2$
- $PE = - Gm_1m_2 / r$
- $v_g = \sqrt{2GM_E / R_E}$
- $v_s = \sqrt{GM_E / r}$
- $M_E = 5.97 \times 10^{24} \text{ kg}$
- $R_E = 6.37 \times 10^6 \text{ m}$

5.3.9 Vibrations & Waves

- $F = -kx$
- $PE_s = 1/2kx^2$
- $x = A \cos \theta = A \cos(\omega t)$
- $v = -A\omega \sin(\omega t)$
- $a = -A\omega^2 \cos(\omega t)$
- $\omega = \sqrt{k / m}$
- $f = 1 / T$
- $T = 2\pi \sqrt{m / k}$
- $E = 1/2kA^2$
- $T = 2\pi \sqrt{L / g}$
- $v_{max} = A\omega$
- $a_{max} = A\omega^2$
- $v = \lambda f$ $v = \sqrt{F_T / \mu}$
- $\mu = m / L$
- $I = P / A$
- $\beta = 10 \log(I / I_0)$
- $I_0 = 1 \times 10^{-12} \text{ W/m}^2$
- $f' = f[(1 \pm v_o/v) / (1 \mp v_s/v)]$
- Surface area of the sphere = $4\pi r^2$
- Speed of sound waves = 343 m/s

5.3.10 Standing Waves

- $f_n = nf_1$
- $f_n = nv / 2L$ (air column, string fixed both ends) $n = 1, 2, 3, 4, \dots$
- $f_n = nv / 4L$ (open at one end) $n = 1, 3, 5, 7, \dots$

5.3.11 Beats

- $f_{beats} = |f_1 - f_2|$
- Fluids

Formulas and Conversions

- $\rho = m/V$
- $P = F/A$
- $P_2 = P_1 + \rho gh$
- $P_{\text{atm}} = 1.01 \times 10^5 \text{ Pa} = 14.7 \text{ lb/in}^2$
- $F_B = \rho_f V g = W_f$ (weight of the displaced fluid)
- $\rho_o/\rho_f = V_f/V_o$ (floating object)
- $\rho_{\text{water}} = 1000 \text{ kg/m}^3$
- $W_a = W - F_B$

Equation of Continuity: $A v = \text{constant}$

Bernoulli's equation: $P + \frac{1}{2} \rho v^2 + \rho gy = 0$

5.3.12 Temperature and Heat

- $T_F = 9/5 T_C + 32$
- $T_C = 5/9 (T_F - 32)$
- $\Delta T_F = 9/5 \Delta T_C$
- $T = T_C + 273.15$
- $\rho = m/v$
- $\Delta L = \alpha L_o \Delta T$
- $\Delta A = \gamma A_o \Delta T$
- $\Delta V = \beta V_o \Delta T$ $\beta = 3\alpha$
- $Q = mc\Delta T$
- $Q = mL$
- 1 kcal = 4186 J
- Heat Loss = Heat Gain
- $Q = (kA\Delta T)t/L$,
- $H = Q/t = (kA\Delta T)/L$
- $Q = \epsilon\sigma T^4 At$
- $P = Q/t$
- $P = \sigma AeT^4$
- $P_{\text{net}} = \sigma Ae(T^4 - T_s^4)$
- $\sigma = 5.67 \times 10^{-8} \text{ W/m}^2 \text{ K}^4$

5.3.13 Ideal Gases

- $PV = nRT$
- $R = 8.31 \text{ J/mol K}$
- $PV = NkT$
- $N_A = 6.02 \times 10^{23} \text{ molecules/mol}$
- $k = 1.38 \times 10^{-23} \text{ J/K}$
- $M = N_A m$
- $(KE)_{\text{av}} = (1/2 m v^2)_{\text{av}} = 3/2 kT$
- $U = 3/2 NkT = 3/2 nRT$

Formulas and Conversions

5.3.14 Elastic Deformation

- $P = F/A$
- $Y = FL_o/\Delta L$
- $S = Fh/A\Delta x$
- $B = -V_o \Delta F / \Delta V$
- Volume of the sphere = $4\pi r^3/3$
- 1 atm = $1.01 \times 10^5 \text{ Pa}$

5.3.15 Temperature Scales

- $^{\circ}\text{C} = 5/9 (^{\circ}\text{F} - 32)$
- $^{\circ}\text{F} = 5/9 (^{\circ}\text{C} + 32)$
- $^{\circ}\text{R} = ^{\circ}\text{F} + 460$ (R Rankine)
- $\text{K} = ^{\circ}\text{C} + 273$ (K Kelvin)

5.3.16 Sensible Heat Equation

- $Q = mc\Delta T$
- $M = \text{mass}$
- $C = \text{specific heat}$
- $\Delta T = \text{temperature change}$

5.3.17 Latent Heat

- Latent heat of fusion of ice = 335 kJ/kg
- Latent heat of steam from and at $100^{\circ}\text{C} = 2257 \text{ kJ/kg}$
- 1 tonne of refrigeration = 335 000 kJ/day = 233 kJ/min

5.3.18 Gas Laws

Boyle's Law

When gas temperature is constant

$PV = \text{constant}$ or

$$P_1 V_1 = P_2 V_2$$

Where P is absolute pressure and V is volume

Charles' Law

When gas pressure is constant,

$$\frac{V}{T} = \text{const.}$$

or

$$\frac{V_1}{T_1} = \frac{V_2}{T_2}$$

where V is volume and T is absolute temperature

Formulas and Conversions

Gay-Lussac's Law

When gas volume is constant,

$$\frac{P}{T} = \text{const.}$$

or

$$\frac{P_1}{T_1} = \frac{P_2}{T_2}$$

where P is absolute pressure and T is absolute temperature

General Gas Law

$$\frac{P_1 V_1}{T_1} = \frac{P_2 V_2}{T_2} = \text{const.}$$

P V = m R T where P = absolute pressure (kPa)

V = volume (m³)

T = absolute temp (K)

m = mass (kg)

R = characteristic constant (kJ/kgK)

Also

PV = nRoT where P = absolute pressure (kPa)

V = volume (m³)

T = absolute temperature K

N = the number of kmoles of gas

Ro = the universal gas constant 8.314 kJ/kmol/K

5.3.19 Specific Heats Of Gases

GAS	Specific Heat at Constant Pressure kJ/kgK or kJ/kg °C	Specific Heat at Constant Volume kJ/kgK or kJ/kg °C	Ratio of Specific γ = cp / cv
Air	1.005	0.718	1.40
Ammonia	2.060	1.561	1.32
Carbon Dioxide	0.825	0.630	1.31
Carbon Monoxide	1.051	0.751	1.40

Formulas and Conversions

GAS	Specific Heat at Constant Pressure kJ/kgK or kJ/kg °C	Specific Heat at Constant Volume kJ/kgK or kJ/kg °C	Ratio of Specific γ = cp / cv
Helium	5.234	3.153	1.66
Hydrogen	14.235	10.096	1.41
Hydrogen Sulphide	1.105	0.85	1.30
Methane	2.177	1.675	1.30
Nitrogen	1.043	0.745	1.40
Oxygen	0.913	0.652	1.40
Sulphur Dioxide	0.632	0.451	1.40

5.3.20 Efficiency of Heat Engines

Carnot Cycle

$$\eta = \frac{T_1 - T_2}{T_1}$$

where T₁ and T₂ are absolute temperatures of heat source and sink

Air Standard Efficiencies

Spark Ignition Gas and Oil Engines (Constant Volume Cycle)

$$\eta = 1 - \frac{1}{r_v^{(\gamma-1)}}$$

r_v = compression ratio

γ = specific heat (constant pressure) / Specific heat (constant volume)

Diesel Cycle

$$\eta = 1 - \frac{R\gamma - 1}{r_v^{\gamma-1} \gamma (R - 1)}$$

Where r = ratio of compression

R = ratio of cut-off volume to clearance volume

High Speed Diesel (Dual-Combustion) Cycle

$$\eta = 1 - \frac{k\beta^\gamma - 1}{r_v^{\gamma-1} [(k-1) + \gamma k(\beta-1)]}$$

Formulas and Conversions

Where r_v = cylinder volume / clearance volume

k = absolute pressure at the end of constant V heating (combustion) / absolute pressure at the beginning of constant V combustion

β = volume at the end of constant P heating (combustion) / clearance volume

Gas Turbines (Constant Pressure or Brayton Cycle)

$$\eta = 1 - \frac{1}{r_p^{\frac{\gamma-1}{\gamma}}}$$

where r_p = pressure ratio = compressor discharge pressure / compressor intake pressure

5.3.21 Heat Transfer by Conduction

Material	Coefficient of Thermal Conductivity W/m °C
Air	0.025
Brass	104
Concrete	0.85
Cork	0.043
Glass	1.0
Iron, cast	70
Steel	60
Wallboard, paper	0.076
Aluminum	206
Brick	0.6
Copper	380
Felt	0.038
Glass, fibre	0.04
Plastic, cellular	0.04
Wood	0.15

Formulas and Conversions

5.3.22 Thermal Expansion of Solids

Increase in length = $L \alpha (T_2 - T_1)$

Where L = original length

α = coefficient of linear expansion

$(T_2 - T_1)$ = rise in temperature

Increase in volume = $V \beta (T_2 - T_1)$

Where V = original volume

β = coefficient of volumetric expansion

$(T_2 - T_1)$ = rise in temperature

Coefficient of volumetric expansion = Coefficient of linear expansion $\times 3$

$\beta = 3\alpha$

5.3.23 Chemical Heating Value of a Fuel

Chemical Heating Value MJ per kg of fuel = $33.7C + 144(H_2 - \frac{O_2}{8}) + 9.3S$

C is the mass of carbon per kg of fuel

H_2 is the mass of hydrogen per kg of fuel

O_2 is the mass of oxygen per kg of fuel

S is the mass of sulphur per kg of fuel

Theoretical Air Required to Burn Fuel

$$\text{Air (kg per kg of fuel)} = \left[\frac{8}{3}C + 8(H_2 - O_2) + S \right] \frac{100}{23}$$

Air Supplied from Analysis of Flue Gases

$$\text{Air in kg per kg of fuel} = \frac{N_2}{33(CO_2 + CO)} \times C$$

Boiler Formulae

$$\text{Equivalent evaporation} = \frac{m_s(h_1 - h_2)}{2257 \text{ kJ / kg}}$$

$$\text{Factor of evaporation} = \frac{(h_1 - h_2)}{2257 \text{ kJ / kg}}$$

Boiler Efficiency

$$\frac{m_s(h_1 - h_2)}{m_f \times (\text{calorific value})}$$

Where

m_s = mass flow rate of steam

h_1 = enthalpy of steam produced in boiler

h_2 = enthalpy of feedwater to boiler

m_f = mass flow rate of fuel

Formulas and Conversions

Name of process	Value of n	P-V-T Relationships			Heat added	Work done	Change in Internal Energy	Change in Enthalpy	Change in Entropy
		P-V	T-P	T-V					
Constant Volume V=Constant	∞	--	$\frac{T_1}{T_2} = \frac{P_1}{P_2}$	--	$mc_v(T_2 - T_1)$	0	$mc_v(T_2 - T_1)$	$mc_v \log_e \left(\frac{T_2}{T_1} \right)$	
Constant pressure P=Pressure	0	--	--	$\frac{T_1}{T_2} = \frac{V_1}{V_2}$	$mc_p(T_2 - T_1)$	$P(V_2 - V_1)$	$mc_p(T_2 - T_1)$	$mc_n \log_e \left(\frac{T_2}{T_1} \right)$	
Isothermal T=Constant	1	$\frac{P_1}{P_2} = \frac{V_2}{V_1}$	--	--	$mRT \log_e \left(\frac{P_1}{P_2} \right)$	$mRT \log_e \left(\frac{P_1}{P_2} \right)$	0	$mR \log_e \left(\frac{P_1}{P_2} \right)$	
Isentropic S=Constant	γ	$\frac{P_1}{P_2} = \left[\frac{V_2}{V_1} \right]^\gamma$	$\frac{T_1}{T_2} = \left[\frac{P_1}{P_2} \right]^{\frac{\gamma-1}{\gamma}}$	$\frac{T_1}{T_2} = \left[\frac{V_2}{V_1} \right]^{\gamma-1}$	0	$mc_v(T_2 - T_1)$	$mc_p(T_2 - T_1)$	0	
Polytropic $PV^n =$ Constant	n	$\frac{P_1}{P_2} = \left[\frac{V_2}{V_1} \right]^n$	$\frac{T_1}{T_2} = \left[\frac{P_1}{P_2} \right]^{\frac{n-1}{n}}$	$\frac{T_1}{T_2} = \left[\frac{V_2}{V_1} \right]^{n-1}$	$mc_n(T_2 - T_1)$	$\frac{mR}{n-1}(T_2 - T_1)$	$mc_p(T_2 - T_1)$	$mc_n \log_e \left(\frac{T_2}{T_1} \right)$	

Thermodynamic Equations for perfect gases

*Can be used for reversible adiabatic processes

c_v = Specific heat at constant volume, kJ/kgK

c_p = Specific heat at constant pressure, kJ/kgK

Formulas and Conversions

$$c_m = \text{Specific heat for polytropic process} = c_v \left(\frac{\gamma - n}{1 - n} \right) \text{ kJ/kgK}$$

H = Enthalpy, kJ

γ = Isentropic Exponent, c_p/c_v

n = polytropic exponent

P = Pressure, kPa

R = Gas content, kJ/kgK

S = Entropy, kJ/K

T = Absolute Temperature, K = 273+°C

U = Internal Energy, kJ

V = Volume, m³

m = Mass of gas, kg

Formulas and Conversions

Specific Heat and Linear Expansion of Solids	Mean Specific Heat between 0 °C and 100 °C kJ/kgK or kJ/kg °C	Coefficient of Linear Expansion between 0 °C and 100 °C (multiply by 10 ⁻⁶)
Aluminum	0.909	23.8
Antimony	0.209	17.5
Bismuth	0.125	12.4
Brass	0.383	18.4
Carbon	0.795	7.9
Cobalt	0.402	12.3
Copper	0.388	16.5
Glass	0.896	9.0
Gold	0.130	14.2
Ice (between -20 °C & 0 °C)	2.135	50.4
Iron (cast)	0.544	10.4
Iron (wrought)	0.465	12.0
Lead	0.131	29.0
Nickel	0.452	13.0
Platinum	0.134	8.6
Silicon	0.741	7.8
Silver	0.235	19.5
Steel (mild)	0.494	12.0
Tin	0.230	26.7
Zinc	0.389	16.5

- 75 -

Formulas and Conversions

Specific Heat and Volume Expansion for Liquids

Liquid	Specific Heat (at 20 °C) KJ/kgK or kJ/kg °C	Coefficient of Volume Expansion (Multiply by 10 ⁻⁴)
Alcohol	2.470	11.0
Ammonia	0.473	
Benzene	1.138	12.4
Carbon Dioxide	3.643	1.82
Mercury	0.139	1.80
Olive oil	1.633	
Petroleum	2.135	
Gasoline	2.093	12.0
Turpentine	1.800	9.4
Water	4.183	3.7

- 76 -

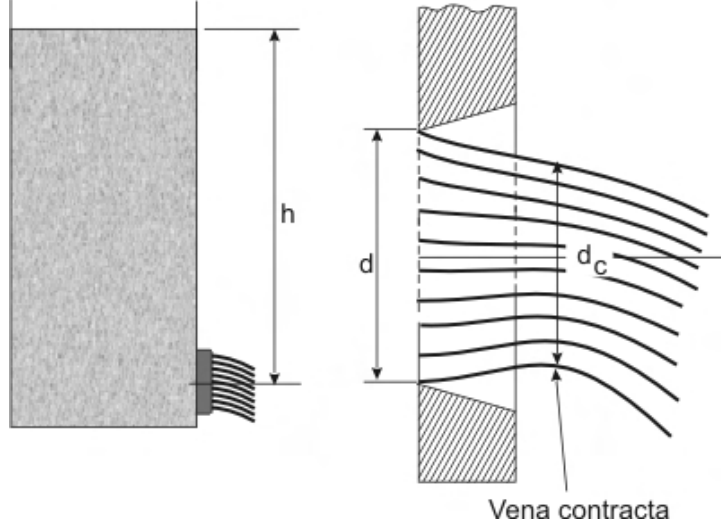
Formulas and Conversions

5.4 Fluid Mechanics

5.4.1 Discharge from an Orifice

Let A = cross-sectional area of the orifice =	$\frac{\pi}{4} d^2$
And Ac = cross-sectional area of the jet at the vena contracta	$\frac{\pi}{4} d_c^2$
Then Ac = CcA	Or $C_c = \frac{A_c}{A} = \left(\frac{d_c}{d}\right)^2$

Where C_c is the coefficient of contraction



At the vena contracta, the volumetric flow rate Q of the fluid is given by

- Q = area of the jet at the vena contracta · actual velocity = $A_c V$
- Or $Q = C_c A C_v \sqrt{2gh}$
- Typically, values for C_d vary between 0.6 and 0.65
- Circular orifice: $Q = 0.62 A \sqrt{2gh}$
- Where Q = flow (m^3/s) A = area (m^2) h = head (m)
- Rectangular notch: $Q = 0.62 (B \cdot H)^{2/3} \sqrt{2gh}$

Formulas and Conversions

Where B = breadth (m)
 H = head (m above sill)
 Triangular Right Angled Notch: $Q = 2.635 H^{5/2}$
 Where H = head (m above sill)

5.4.2 Bernoulli's Theory

$$H = h + \frac{P}{w} + \frac{v^2}{2g}$$

H = total head (meters)
 w = force of gravity on $1 m^3$ of fluid (N)
 h = height above datum level (meters)
 v = velocity of water (meters per second)
 P = pressure (N/m^2 or Pa)

Loss of Head in Pipes Due to Friction

$$\text{Loss of head in meters} = f \frac{L v^2}{d 2g}$$

L = length in meters
 v = velocity of flow in meters per second
 d = diameter in meters
 f = constant value of 0.01 in large pipes to 0.02 in small pipes

5.4.3 Actual pipe dimensions

Nominal pipe size (in)	Outside diameter (mm)	Inside diameter (mm)	Wall thickness (mm)	Flow area (m^2)
1/8	10.3	6.8	1.73	3.660×10^{-5}
1/4	13.7	9.2	2.24	6717×10^{-5}
3/8	17.1	12.5	2.31	1.236×10^{-4}
1/2	21.3	15.8	2.77	1.960×10^{-4}
3/4	26.7	20.9	2.87	3.437×10^{-4}
1	33.4	26.6	3.38	5.574×10^{-4}
1¼	42.2	35.1	3.56	9.653×10^{-4}
1½	48.3	40.9	3.68	1.314×10^{-3}
2	60.3	52.5	3.91	2.168×10^{-3}

Formulas and Conversions

Nominal pipe size (in)	Outside diameter (mm)	Inside diameter (mm)	Wall thickness (mm)	Flow area (m ²)
2½	73.0	62.7	5.16	3.090 × 10 ⁻³
3	88.9	77.9	5.49	4.768 × 10 ⁻³
3½	101.6	90.1	5.74	6.381 × 10 ⁻³
4	114.3	102.3	6.02	8.213 × 10 ⁻³
5	141.3	128.2	6.55	1.291 × 10 ⁻²
6	168.3	154.1	7.11	1.864 × 10 ⁻²
8	219.1	202.7	8.18	3.226 × 10 ⁻²
10	273.1	254.5	9.27	5.090 × 10 ⁻²
12	323.9	303.2	10.31	7.219 × 10 ⁻²
14	355.6	333.4	11.10	8.729 × 10 ⁻²
16	406.4	381.0	12.70	0.1140
18	457.2	428.7	14.27	0.1443
20	508.0	477.9	15.06	0.1794
24	609.6	574.7	17.45	0.2594

Formulas and Conversions

Chapter 6

References

6.1 Periodic Table of Elements

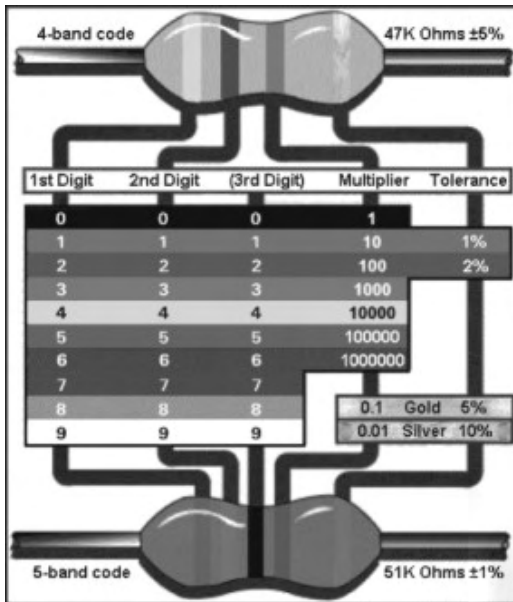
A																										8A															
1																										2															
H																										He															
1.008																										4.003															
2A																										3A	4A	5A	6A	7A	18										
3																										13	14	15	16	17	10										
Li																										B	C	N	O	F	Ne										
6.941																										10.81	12.01	14.01	16.00	19.00	20.18										
4																										5	6	7	8	9	10										
Be																										B	C	N	O	F	Ne										
9.012																										10.81	12.01	14.01	16.00	19.00	20.18										
11																										13	14	15	16	17	18										
Na																										Al	Si	P	S	Cl	Ar										
22.99																										26.98	28.09	30.97	32.07	35.45	39.95										
12																										3B	4B	5B	6B	7B	8B	8B	8B	1B	2B						
Mg																										3	4	5	6	7	8	9	10	11	12						
24.31																										3	4	5	6	7	8	9	10	11	12						
19																										21	22	23	24	25	26	27	28	29	30	31	32	33	34	35	36
K																										Sc	Ti	V	Cr	Mn	Fe	Co	Ni	Cu	Zn	Ga	Ge	As	Se	Br	Kr
39.10																										44.96	47.88	50.94	52.00	54.94	55.85	58.93	58.71	63.55	65.38	69.72	72.59	74.92	78.96	79.90	83.80
37																										39	40	41	42	43	44	45	46	47	48	49	50	51	52	53	54
Rb																										Y	Zr	Nb	Mo	Tc	Ru	Rh	Pd	Ag	Cd	In	Sn	Sb	Te	I	Xe
85.47																										88.91	91.22	92.91	95.94	97.90	101.07	102.91	106.42	107.87	112.41	114.82	118.71	121.76	127.60	126.91	131.29
55																										57	72	73	74	75	76	77	78	79	80	81	82	83	84	85	86
Cs																										La	Hf	Ta	W	Re	Os	Ir	Pt	Au	Hg	Tl	Pb	Bi	Po	At	Rn
132.91																										138.91	178.07	180.95	183.85	186.21	190.23	192.22	195.08	197.01	200.59	204.38	207.20	209.98	(209)	(210)	(222)
87																										104	105	106	107	108	109										
Fr																										Rf	Db	Sg	Bh	Hs	Mt										
(223)																										(261)	(262)	(266)	(264)	(265)	(268)										

58	59	60	61	62	63	64	65	66	67	68	69	70	71
Ce	Pr	Nd	Pm	Sm	Eu	Gd	Tb	Dy	Ho	Er	Tm	Yb	Lu
140.12	140.91	144.24	(145)	150.36	152.06	157.25	158.93	162.50	164.93	167.26	168.93	173.05	175.07
90	91	92	93	94	95	96	97	98	99	100	101	102	103
Th	Pa	U	Np	Pu	Am	Cm	Bk	Cf	Es	Fm	Md	No	Lr
232.04	231.04	238.03	237.05	(244)	(243)	(247)	(247)	(251)	(252)	(257)	(258)	(259)	(262)

Formulas and Conversions

6.2 Resistor Color Coding

Color	Value
Black	0
Brown	1
Red	2
Orange	3
Yellow	4
Green	5
Blue	6
Violet / Purple	7
Grey	8
White	9



Courtesy: Dick Smith Electronics, Australia

ABOUT IDC Technologies

As one of the world's leading engineering and technology training, consulting and publishing companies, IDC Technologies' strength lies in providing practical and useful technical training for engineers, technicians and other technical personnel. Your business grows by developing the skills and expertise of your most important asset – your people. For the past 12 years, we have helped our clients in achieving their business objectives by developing their people.

We specialize in the fields of electrical systems, industrial data communications, telecommunications, automation and control, mechanical engineering, project and financial management and are continually adding to our portfolio of over 140 different workshops. Our instructors are highly respected in their fields of expertise and in the last ten years have trained over 140,000 engineers, technicians and other technical personnel. With offices conveniently located worldwide, IDC Technologies has an enthusiastic team of professional engineers, technicians and support staff who are committed to providing the highest quality of training, publishing and consultancy services.

Our worldwide offices are located in:

Australia
Canada
Ireland
New Zealand
Singapore
South Africa
United Kingdom
USA

For more information visit our website: www.idc-online.com
or email us on idc@idc-online.com

Training Workshops and Books

Data Communications & Networking

Practical Data Communications & Networking for Engineers and Technicians
Practical DNP3, 60870.5 & Modern SCADA Communication Systems
Practical Troubleshooting & Problem Solving of Ethernet Networks
Practical FieldBus and Device Networks for Engineers and Technicians
Practical Fiber Optics for Engineers and Technicians
Practical Troubleshooting & Problem Solving of Industrial Data Communications
Practical Industrial Networking for Engineers & Technicians
Practical TCP/IP and Ethernet Networking for Industry
Practical Fundamentals of Telecommunications and Wireless Communications
Practical Radio & Telemetry Systems for Industry
Practical TCP/IP Troubleshooting & Problem Solving for Industry
Practical Wireless Networking Technologies for Industry
Practical Routers & Switches (Including TCP/IP & Ethernet) for Engineers and Technicians
Best Practice in Industrial Data Communications Systems
Practical Fundamentals of VOICE over IP (VoIP) for Engineers & Technicians
Practical Troubleshooting, Design & Selection of Fiber Optic Systems for Industry
Troubleshooting Industrial Ethernet & TCP/IP Networks
Back to Basics Wireless Networking & Telemetry Systems for Industry
Wireless Networking & Radio Telemetry Systems for Industry

Electrical Power

Practical Electrical Network Automation & Communication Systems
Practical Troubleshooting of Electrical Equipment and Control Circuits
Practical Grounding/Earthing, Bonding, Lightning & Surge Protection
Practical High Voltage Safety Operating Procedures for Engineers and Technicians
Practical Power Distribution
Practical Power Quality: Problems & Solutions
Practical Power Systems Protection for Engineers and Technicians
Practical Variable Speed Drives for Instrumentation and Control Systems
Practical Electrical Wiring Standards - IEE BS7671 - 2001 Edition
Practical Wind & Solar Power - Renewable Energy Technologies
Practical Distribution & Substation Automation (incl. Communications) for Electrical Power Systems
Safe Operation & Maintenance of Circuit Breakers and Switchgear
Troubleshooting, Maintenance and Protection of AC Electrical Motors & Drives
Practical Power Transformers - Operation and Maintenance
Lightning, Surge Protection and Earthing of Electrical & Electronic Systems

Electronics

Practical Digital Signal Processing Systems for Engineers and Technicians
Practical Embedded Controllers: Troubleshooting and Design
Practical EMC and EMI Control for Engineers and Technicians
Practical Industrial Electronics for Engineers and Technicians
Practical Image Processing and Applications
Practical Shielding, EMC/EMI, Noise Reduction, Earthing and Circuit Board Layout of Electronic Systems
Practical Power Electronics & Switch Mode Power Supply Design for Industry

Information Technology

Industrial Network Security for SCADA, Automation, Process Control and PLC Systems
Practical Web-Site Development & E-Commerce Systems for Industry

Chemical Engineering

Practical Fundamentals of Chemical Engineering

Instrumentation, Automation & Process Control

Practical Analytical Instrumentation in On-Line Applications
Practical Alarm Systems Management for Engineers and Technicians
Troubleshooting Programmable Logic Controller's for Automation and Process Control
Practical Batch Management & Control (Including S88) for Industry
Practical Boiler Control and Instrumentation for Engineers and Technicians
Practical Programming for Industrial Control - using (IEC 1131-3 and OPC)
Practical Troubleshooting of Data Acquisition & SCADA Systems for Engineers and Technicians
Practical Industrial Flow Measurement for Engineers and Technicians
Practical Hazops, Trips and Alarms
Practical Hazardous Areas for Engineers and Technicians
A Practical Mini MBA in Instrumentation and Automation
Practical Instrumentation for Automation and Process Control
Practical Intrinsic Safety for Engineers and Technicians
Practical Tuning of Industrial Control Loops
Practical Motion Control for Engineers and Technicians
Practical Fundamentals of OPC (OLE for Process Control)
Practical Process Control for Engineers and Technicians
Practical Process Control & Tuning of Industrial Control Loops
Practical SCADA & Telemetry Systems for Industry
Practical Shutdown & Turnaround Management for Engineers and Managers

Practical Safety Instrumentation & Emergency Shutdown Systems for Process Industries using IEC 61511 and IEC 61508

Practical Fundamentals of E-Manufacturing, Manufacturing Execution Systems (MES) and Supply Chain Management

Practical Industrial Programming using 61131-3 for Programmable Logic Controllers (PLCs)

Control Valve Sizing, Selection and Maintenance

Best Practice in Process, Electrical and Instrumentation Drawings & Documentation

Practical Distributed Control Systems (DCS)

Mechanical Engineering

Practical Fundamentals of Heating, Ventilation & Air-conditioning (HVAC) for Engineers & Technicians

Practical Boiler Plant Operation and Management for Engineers and Technicians

Practical Cleanroom Technology and Facilities for Engineers and Technicians

Practical Hydraulic Systems: Operation and Troubleshooting

Practical Lubrication Engineering for Engineers and Technicians

Practical Safe Lifting Practice and Maintenance

Practical Centrifugal Pumps - Optimizing Performance

Practical Machinery and Automation Safety for Industry

Practical Machinery Vibration Analysis and Predictive Maintenance

Practical Pneumatics: Operation and Troubleshooting for Engineers and Technicians

Practical Pumps and Compressors: Control, Operation, Maintenance and Troubleshooting

Project & Financial Management

Practical Financial Fundamentals and Project Investment Decision Making

How to Manage Consultants

Marketing for Engineers and Technical Personnel

Practical Project Management for Engineers and Technicians

Practical Specification and Technical Writing for Technical Professionals

PAST PARTICIPANTS SAY:

“Excellent instructor with plenty of practical knowledge.”

Ian Kemp, ANSTO

“Excellent depth of subject knowledge displayed.”

Hugh Donohue, AMEC

“Saved hours of trial and error.”

Mario Messwa, DAPS

“I’ve gained more useful info from this seminar than any I’ve previously attended.”

Jim Hannen, Wheeling-Misshen Inc.

“This is the 2nd IDC Technologies class I have taken – both have been excellent!”

John Harms, Avista Corporation

“A most enjoyable and informative course. Thank you.”

Pat V Hammond, Johnson Matthey PLC

“Written material was about the best I’ve seen for this type of course. The instructor was able to set an excellent pace and was very responsive to the class.”

John Myhill, Automated Control Systems

“Excellent, I have taken a TCP/IP Class before and didn’t understand it. After this course, I feel more confident with my newfound knowledge.”

John Armbrust, Phelps Dodge

“This was one of the best courses I have ever been on. The instructor was excellent and kept me fully interested from start to finish. Really glad I attended.”

Chris Mercer, Air Products

“Very competent and great presenter.”

David Wolfe, Acromag

“Well presented, excellent material”

Stephen Baron, Air Products

“Excellent presentation! Well done.”

Brett Muhlhauser, Connell Wagner

“Well compiled technical material.”

Robert Higgenbotham, Yallourn Energy

“Well presented and the instructor obviously has the practical knowledge to back things up.”

Mike Mazurak, ANSTO

“Great refresher on current practice. Also helped to bring me up to date on new technology.”

E. Burnie, Sellotape

“I like the practicality of the workshop.”

Karl Armfield, Joy Mining

TECHNICAL WORKSHOPS

TECHNOLOGY TRAINING THAT WORKS

We deliver engineering and technology training that will maximize your business goals. In today's competitive environment, you require training that will help you and your organization to achieve its goals and produce a large return on investment. With our "Training that Works" objective you and your organization will:

- Get job-related skills that you need to achieve your business goals
- Improve the operation and design of your equipment and plant
- Improve your troubleshooting abilities
- Sharpen your competitive edge
- Boost morale and retain valuable staff
- Save time and money

EXPERT INSTRUCTORS

We search the world for good quality instructors who have three key attributes:

1. Expert knowledge and experience – of the course topic
2. Superb training abilities – to ensure the know-how is transferred effectively and quickly to you in a practical hands-on way
3. Listening skills – they listen carefully to the needs of the participants and want to ensure that you benefit from the experience Each and every instructor is evaluated by the delegates and we assess the presentation after each class to ensure that the instructor stays on track in presenting outstanding courses.

HANDS-ON APPROACH TO TRAINING

All IDC Technologies workshops include practical, hands-on sessions where the delegates are given the opportunity to apply in practice the theory they have learnt.

QUALITY MANUALS

A fully illustrated workshop manual with hundreds of pages of tables, charts, figures and handy hints, plus considerable reference material is provided FREE of charge to each delegate.

ACCREDITATION AND CONTINUING EDUCATION

IDC workshops satisfy criteria for Continuing Professional Development for most engineering professional associations throughout the world (incl. The Institution of Electrical Engineers and Institution of Measurement and Control in the UK, Institution of Engineers in Australia, Institution of Engineers New Zealand)

CERTIFICATE OF ATTENDANCE

Each delegate receives a Certificate of Attendance documenting their experience.

100% MONEY BACK GUARANTEE

IDC Technologies' engineers have put considerable time and experience into ensuring that you gain maximum value from each workshop. If by lunch time of the first day you decide that the workshop is not appropriate for your requirements, please let us know so that we can arrange a 100% refund of your fee.

ON-SITE TRAINING

On-site training is a cost-effective method of training for companies with several employees to train in a particular area. Organizations can save valuable training dollars by holding courses on-site, where costs are significantly less. Other benefits are IDC's ability to focus on particular systems and equipment so that attendees obtain the greatest benefit from the training. All on-site workshops are tailored to meet with our client's training requirements and courses can be presented at beginners, intermediate or advanced levels based on the knowledge and experience of the delegates in attendance. Specific areas of interest to the client can also be covered in more detail.

CUSTOMIZED TRAINING

In addition to standard on-site training, IDC Technologies specializes in developing customized courses to meet our client's training needs. IDC has the engineering and training expertise and resources to work closely with clients in preparing and presenting specialized courses. You may select components of current IDC workshops to be combined with additional topics or we can design a course entirely to your specifications. The benefits to companies in adopting this option are reflected in the increased efficiency of their operations and equipment.

ON-SITE & CUSTOMIZED TRAINING

For more information or a FREE proposal please contact our Client Services Manager:

Kevin Baker: business@idc-online.com

SAVE OVER 50%

SPECIALIST CONSULTING

IDC Technologies has been providing high quality specialist advice and consulting for more than ten years to organizations around the world. The technological world today presents tremendous challenges to engineers, scientists and technicians in keeping up to date and taking advantage of the latest developments in the key technology areas. We pride our selves on being the premier provider of practical and cost-effective engineering solutions.

PROFESSIONALLY STAFFED

IDC Technologies consists of an enthusiastic and experienced team that is committed to providing the highest quality in consulting services. The company has thirty-five professional engineers; quality focused support staff, as well as a vast resource base of specialists in their relevant fields.

CLIENT FOCUS

IDC's independence and impartiality guarantee that clients receive unbiased advice and recommendations, focused on providing the best technical and economical solutions to the client's specific and individual requirements.

COMPANIES WHO HAVE BENEFITED FROM IDC TECHNOLOGIES' TRAINING:

AUSTRALIA

AIR DUCTER • AIR SERVICES • ALCOA • ALINTA GAS • AMPOL REFINERIES •ANSTO • AUSTRALIAN COMMUNICATIONS AUTHORITY • AUSTRALIAN GEOLOGICAL SOCIETY • AUSTRALIAN RAIL ROAD GROUP • BHP BILLITON • BHP BILLITON - PETROLEUM DIVISION • BHP IRON ORE • BOC GASES • BOEING CONSTRUCTORS INC • BRISBANE CITY COUNCIL • BRITISH AEROSPACE AUSTRALIA • CAMMS AUSTRALIA PTY LTD • CHK WIRELESS TECHNOLOGIES •CI TECHNOLOGIES • CITIWATER TOWNSVILLE • CITY WEST WATER • CIVIL AVIATION AUTHORITY • COMALCO ALUMINIUM • CSIRO • DELTA ELECTRICITY • DEPT OF DEFENCE • DEPT OF TRANSPORT AND WORKS • DSTO • DUKE ENERGY INTERNATIONAL • EMERSON PROCESS MANAGEMENT • ENERGEX •ERG GROUP • ERSON ENERGY • ETSA • FMC FOODTECH PTY LTD • FOOD SCIENCE AUSTRALIA • GHJ CONSULTING ENGINEERS • GIPPSLAND WATER •GLADSTONE TAFE COLLEGE • GORDON BROTHERS INDUSTRIES LTD •GOSFORD CITY COUNCIL • GREAT SOUTHERN ENERGY • HAMERSLEY IRON •HEWLETT PACKARD • HOLDEN • HOLDEN LTD • HONEYWELL • I&E SYSTEMS PTY LTD • INTEGRAL ENERGY • KALGOORLIE NICKEL SMELTER • METRO BRICK• MILLENIUM CHEMICALS • MISSION ENERGY • MT ISA MINES • MURDOCH UNIVERSITY • MURDOCH UNIVERSITY • NABALCO • NEC • NHP ELECTRICAL •NILSON ELECTRIC • NORMANDY GOLD • NORTH PARKES MINES • NU-LEC INDUSTRIES AUSTRALIA LTD • PARKER HANNAFIN • PEAK GOLD MINES •PHARMACIA & UPJOHN • POWER & WATER AUTHORITY NT (PAWA) • POWERCOR • POWERLINK • PROSPECT ELECTRICITY • QETC • QUEENSLAND ALUMINA •RAAF AIRCRAFT RESEARCH AND DEVELOPMENT UNIT • RAAF BASE WILLIAMTOWN • RAYTHEON • RGC MINERAL SANDS • RLM SYSTEMS • ROBE RIVER IRON ASSOCIATES • ROYAL DARWIN HOSPITAL • SANTOS LTD •SCHNEIDER ELECTRIC • SHELL - CLYDE REFINERY • SNOWY MOUNTAIN HYDRO• SPC FRUIT • STANWELL POWER STATION • TELSTRA • THOMPSON MARCONI SONAR • TIWEST • TRANSEND NETWORKS PTY LTD • UNCLE BENS • VISION FIRE & SECURITY • WESFARMERS CSBP • WESTERN POWER • WESTRAIL • WMC • KALGOORLIE NICKEL SMELTER • WMC FERTILIZERS • WOODSIDE • WORSLEY ALUMINA • WYONG SHIRE • YOKOGAWA AUSTRALIA

BOTSWANA

DE BEERS - JWANENG MINE • DE BEERS - ORAPA MINE

CANADA

AECL • AIRCOM INDUSTRIES (76) LTD • ATCO ELECTRIC • BC GAS - CANADA •BC HYDRO • BOMBARDIER • CITY OF LONDON - ONTARIO • CITY OF OTTAWA •CITY OF SASKATOON • CONOCO CANADA LIMITED • DEPT OF NATIONAL DEFENCE - CANADA • ENBRIDGE PIPELINES • ENMAX • FORD ELECTRONICS MANUFACTURING PLANT • GE ENERGY SERVICES • GENERAL MOTORS •GUILLEVIN AUTOMATION • HUSKY OIL • IMC LTD • IMPERIAL OIL • INCO LTD •KALPEN VACHHARAJANI • KEYANO COLLEGE • LABRADOR HYDRO • MANITOBA HYDRO • MANITOBA LOTTERIES CORP • MEMORIAL UNIVERSITY OF NEW FOUNDLAND • MILLTRONICS • NEW BRUNSWICK POWER • NOVA CHEMICALS •NXTPHASE CORPORATION - VANCOUVER • ONTARIO HYDRO • OTTAWA HYDRO• PETRO CANADA • POWER MEASUREMENT LTD • SASKATCHEWAN POWER •SPARTAN CONTROLS • STONE CONSOLIDATED • STORA • SUNCOR ENERGY •SYNCRUDE • TELUS • TRANS CANADA PIPELINES • TROJAN TECHNOLOGIES •WASCANA ENERGY • WEST COAST ENERGY • WEYERHAUSER

FRANCE

SCHLUMBERGER

INDIA

MASIBUS

IRELAND

BAYER DIAGNOSTICS • ESB DISTRIBUTION • INTEL • IRISH CEMENT • JANNSEN PHARMACEUTICALS LTD • MICROSOL LIMITED • PFIZER • PILZ IRELAND •PROSCON ENGINEERING

KOREA

US DEPT OF THE ARMY

MALAWI

DWANGA SUGAR CORPORATION

MALAYSIA

GERMAN MALAYSIA INSTITUTE

NAMIBIA

NAMIBIAN BROADCASTING CORPORATION • NAMPOWER • NAMWATER

NEW ZEALAND

ACI PACKAGING • AJ GREAVES • ANCHOR PRODUCTS • AUCKLAND REGIONAL COUNCIL • BALLANCE AGRI NUTRIENTS • CONTACT ENERGY • ENZAFOODS NZ LTD • ERICSSON • FISHER & PAYKEL • GEC ALSTHOM • JAMES HARDIE • METHANEX NZ LTD • NATURAL GAS NZ • NZ MILK PRODUCTS • NZ WATER AND WASTE ASSOC • NORSE SKOG • NZ ALUMINIUM SMELTERS • NZ REFINING CO • PAN PAC FOREST PRODUCTS • POWERCO • ROCKWELL NZ • ROTORUA DISTRICT COUNCIL • ROYAL NEW ZEALAND NAVY • THE UNIVERSITY OF AUCKLAND •

SAUDI ARABIA

SAUDI ELECTRIC COMPANY

SINGAPORE

ACTIVEMEDIA INNOVATION PTE LTD • FLOTECH CONTROLS • LAND TRANSPORT AUTHORITY • Ngee ANN POLYTECHNIC • OVER SERAYA LTD • WESTINGHOUSE • YOKOGAWA SINGAPORE

SOUTH AFRICA

AMATOLA DISTRICT COUNCIL • ANGLO AMERICAN • BATEMAN METALS • CALTEX REFINERIES • CHEVRON ANGOLA • COLUMBUS STAINLESS • DE BEERS KIMBERLEY • DE BEERS VENETIA MINE • DEBEERS DEBTECH • DURBAN METRO• EAST DRIEFONTEIN GOLD MINE • EASTERN CAPE TECH • EMERGENCY SERVICES, METROAIR • ESKOM • GRINTEK EWATION • HIGHVELD STEEL •HILLSIDE •ILLOVO SUGAR • IMPALA PLATINUMS • ISCOR • IST • JOY MINING •KOEBUG POWER STATION • LEVER PONDS • METSO AUTOMATION •MIDDLEBURG FERROCHROME • MINTEK • MONDI KRAFT • MOSSGAS •NAMAQUA SANDS • NESTLE •NKOMATI MINE • OMINA FERTILISERS • ORBICOM• OTB • PALABORA MINING • POTGIETERUS MUNICIPALITY • PROCONICS PTY LTD • RAND WATER BOARD • RDI • RICHARDS BAY MINERALS • SA NAVY • SABCO SALDANHA STEEL • SANS FIBRES • SAPPI DURBAN • SASOL COAL • SASOL MSM ROTATING EQUIPMENT • SASOL SYNTHETIC FUELS • SATRA • SILDANHA STEEL • SKILLTEC • SPOORNET • STEINMULLER AFRICA • TRANSTEL EASTERN REGION • UMGENI WATER • WATER UTILISATION CORPORATION • WESTERN PLATINUM • WITWATERSRAND TECHNIKON • YELLAND CONTROLS

SWAZILAND

SIMUNYE SUGAR

TANZANIA

GOLDEN PRIDE MINE

UNITED ARAB EMIRATES

EUROMATECH • PROMIS GROUP

UNITED KINGDOM

24 SEVEN • ABB AUTOMATION LTD • AER RIANTA • AIR PRODUCTS • ALLEN STEAM TURBINES/ROLLS ROYCE • ALLIED COLLOIDS • ALLIED DISTILLERS • ALSTOM • AMEC DESIGN & MANAGEMENT • BAE SYSTEMS • BAILEY ICS • BBC ENGINEERING • BECHTEL • BNFL • MAGNOX GENERATION • BP CHEMICALS • BRITISH AMERICAN TOBACCO • BRITISH ENERGY • BRITISH GAS • BRITISH STEEL • CEGELEC • CERESTAR • COE LTD • CONOCO • CORBY POWER STATION • CORUS GROUP PLC • CRODA LEEK LTD • CRUICKSHANKS LTD • DARESBUURY LABORATORIES • DATEL RAIL SYSTEMS • DRAX POWER STATION • ELF EXPLORATION UK PLC • ENERGY LOGISTICS • EURO TUNNEL • EURO THERM • EURO TUNNEL • EVESHAM MICROS • EXPRO NORTH SEA LTD • EKULT LTD • FIRST ENGINEERING LTD • FISHER ROSEMOUNT • GEC METERS • GENESIS OIL & GAS CONSULTANTS • GLAXO CHEM • GLAXO SMITH KLINE • GLAXO WELLCOME • GRAMPION REGIONAL COUNCIL • GREAT YARMOUTH POWER • HALLIBURTON KBR • HAMWORHTY COMBUSTION • HONEYWELL - ABERDEEN • HONEYWELL BRACKNELL • ICI NOBEL ENTERPRISES • ICS TRIPLEX • IGGESUND PAPER BOARD • INMARSAT LTD • INSTEM LIMITED • JOHN BROWN ENGINEERING • JOHNSON MATTHEY • KODAK • KVAERNER ENERGY • LEVER FABRIGE • LINDSAY OIL REFINERY • LLOYDS • LOGICA • LUCAS AEROSPACE • MERSEY TUNNELS • METHODE ELECTRONICS • METTLER TOLEDO • MILLTRONICS • MOBIL OIL • MONTELL • MWH GLOBAL • NDC INFRARED • NEC SEMICONDUCTORS • NISSAN UK • NORTHERN LIGHTHOUSE BOARD • OKI EUROPE LTD • ORGASON LABORATORIES LTD • PHARMA SITE ENGINEERING • PHILLIPS PETROLEUM • POWERGEN • QINETIQ • RAIL TRACK SYSTEMS • RIG TECH • ROBERTS & PARTNERS • ROLLS ROYCE • ROVER GROUP • RUGBY CEMENT • SCOTTISH COURAGE • SCOTTISH HYDRO ELECTRIC PLC • SCOTTISH POWER • SHELL CHEMICALS • SHELL UK EXPLORATION & PRODUCTION • SHOTTON PAPER PLC • SIEMENS - AUTOMATION & DRIVES • STRATHCLYDE WATER • SUN VALLEY POULTRY • SWALEK • TEXACO PEMBROKE • THAMES WATER • TMD TECHNOLOGIES LTD • TOTAL OIL MARINE • TOYOTA UK • TRANSOCO • TRANSCO LOCKERLEY COMPRESSOR • TREND CONTROL SYSTEMS LTD • UKAEA • UNITED KINGDOM PAPER • VG GAS • VICTREX PLC • VSEC - WATER SERVICE • YARROW SHIPBUILDERS • YORKSHIRE ELECTRIC • YORKSHIRE ELECTRIC

USA

ACW INCORPORATED • AERO SYSTEMS • NASA • AK STEEL CORPORATION • ALCATEL • ALLEN BRADLEY • AMERICAN ELECTRIC POWER/RADISSON AIRPORT HOTEL • AMGEN INCORPORATED • ANDERSEN CORPORATION • ARROW INTERNATIONAL • ASTRA ZENECA PHARMACEUTICALS • AVISTA CORPORATION • BOEING • BOWATER NEWSPRINT • CENTRAL MAINE POWER COMPANY • CHEVRON • CITY OF DETROIT • DAISHOWA PAPER MILL • DEGUSSA CORPORATION • DEPT OF ENERGY • DEQUESNE LIGHT • DETROIT WATER • EXXON MOBIL CHEMICAL COMPANY • FMC CORPORATION • GENERAL MONITORS • HARNISCHFEGGER • HOME STAKE MINING CO • HONEYWELL • HUGHES AIRCRAFT • IDI CONTROLS • ISA • K-TRON INSTITUTE • LORA • LIFESCAN • LONGVIEW FIBER • LOOP LLC • LUCAS BODY SYSTEMS • MCKEE FOODS • MILLTRONICS • NASA • PARKER COMPUTER • PEPPERL FUCHS • PHELPS DODGE • PHILIP MORRIS • PROCESS EQUIPMENT COMPANY • RALSTON PURINA • SAN DIEGO COUNTY WATER AUTHORITY • SAN FRANCISCO WATER DEPARTMENT • SANTA CLARA VALLEY WATER • SECURITIES INDUSTRY AUTOMATION CORP • SERANO LABORATORIES • SIEMENS POWER • SIEMENS WESTINGHOUSE • SPAWAR SYSTEMS CENTER • SPEEDFAM CORP • STILL WATER MINING CORPORATION • TOYOTA MOTOR MANUFACTURING • TUCSON ELECTRIC • UNITED TECHNOLOGIES CORP (UTC) • UNOCAL ALASKA RESOURCES • UTILITY ENGINEERING • VALTEK • WASHINGTON WATER POWER • WISCONSIN POWER • ZENECA

ZIMBABWE

TRIANGLE LIMITED

COMPANY MISSION

“To provide our clients with measurable and significant productivity gains through excellence in cutting edge, practical engineering and technology training”